



US 20170352819A1

(19) **United States**(12) **Patent Application Publication**
SON et al.(10) **Pub. No.: US 2017/0352819 A1**(43) **Pub. Date: Dec. 7, 2017**(54) **CONDENSED CYCLIC COMPOUND AND ORGANIC LIGHT-EMITTING DEVICE INCLUDING THE SAME***C07D 491/048* (2006.01)*C07D 495/04* (2006.01)*C09K 11/02* (2006.01)*H01L 51/50* (2006.01)(71) Applicants: **SAMSUNG ELECTRONICS CO., LTD.**, Suwon-si (KR); **Samsung SDI Co., Ltd.**, Yongin-si (KR)(52) **U.S. Cl.**CPC *H01L 51/0072* (2013.01); *H01L 51/0085* (2013.01); *C07D 495/04* (2013.01); *C09K 11/025* (2013.01); *C09K 11/06* (2013.01); *H01L 51/0071* (2013.01); *C07D 491/048* (2013.01); *H01L 51/5016* (2013.01); *C09K 2211/1044* (2013.01); *C09K 2211/1007* (2013.01); *C09K 2211/185* (2013.01); *H01L 2251/552* (2013.01); *H01L 51/5072* (2013.01); *H01L 51/5088* (2013.01); *H01L 51/5092* (2013.01); *H01L 51/5096* (2013.01); *H01L 51/5056* (2013.01)(72) Inventors: **Jhunmo SON**, Yongin-si (KR); **Miyoung CHAE**, Suwon-si (KR); **Dalho HUH**, Suwon-si (KR); **Eunsuk KWON**, Suwon-si (KR); **Sangmo KIM**, Hwaseong-si (KR); **Hyunjung KIM**, Suwon-si (KR); **Youngmok SON**, Hwaseong-si (KR); **Namheon LEE**, Suwon-si (KR); **Saeyoun LEE**, Suwon-si (KR); **Soonok JEON**, Seoul (KR); **Yeonsook CHUNG**, Seoul (KR); **Yongsik JUNG**, Yongin-si (KR)(57) **ABSTRACT**

A condensed cyclic compound represented by Formula 1:

(21) Appl. No.: **15/585,829**(22) Filed: **May 3, 2017**(30) **Foreign Application Priority Data**

Jun. 2, 2016 (KR) 10-2016-0068841

Publication Classification(51) **Int. Cl.**
H01L 51/00 (2006.01)
C09K 11/06 (2006.01)

Formula 1

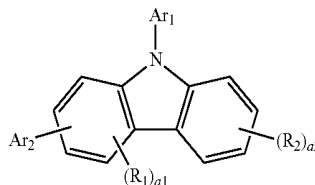
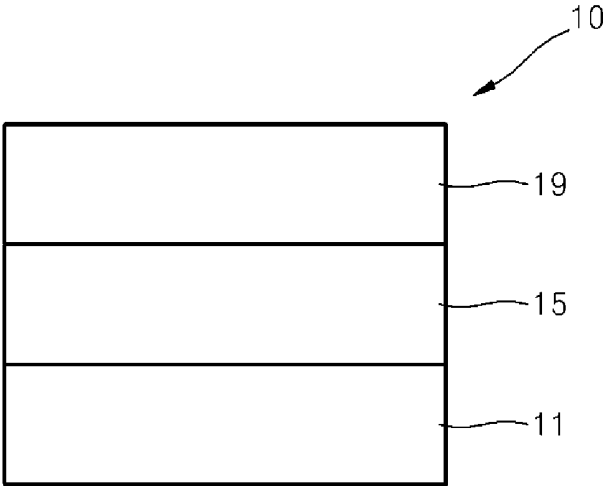
wherein in Formula 1, a1, a2, Ar₁, Ar₂, R₁, and R₂ are the same as described in the specification.

FIG. 1



**CONDENSED CYCLIC COMPOUND AND
ORGANIC LIGHT-EMITTING DEVICE
INCLUDING THE SAME**

**CROSS-REFERENCE TO RELATED
APPLICATION**

[0001] This application claims priority to Korean Patent Application No. 10-2016-0068841, filed on Jun. 2, 2016, in the Korean Intellectual Property Office, and all the benefits accruing therefrom under 35 U.S.C. §119, the content of which is incorporated herein in its entirety by reference.

BACKGROUND

1. Field

[0002] The present disclosure relates to a condensed cyclic compound and an organic light-emitting device including the same.

2. Description of the Related Art

[0003] Organic light-emitting devices (OLEDs) are self-emission devices have wide viewing angles, high contrast ratios, and short response times. In addition, organic light-emitting devices display excellent luminance, driving voltage, and response speed characteristics, and produce full-color images.

[0004] In an example, an organic light-emitting device includes an anode, a cathode, and an organic layer disposed between the anode and the cathode, wherein the organic layer includes an emission layer. A hole transport region may be disposed between the anode and the emission layer, and an electron transport region may be disposed between the emission layer and the cathode. Holes provided from the anode may move toward the emission layer through the hole transport region, and electrons provided from the cathode may move toward the emission layer through the electron transport region. Carriers, such as holes and electrons, recombine in the emission layer to produce excitons. These excitons transition from an excited state to a ground state, thereby generating light.

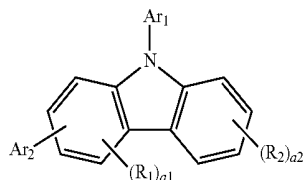
[0005] Various types of organic light emitting devices are known. However, there still remains a need in OLEDs having low driving voltage, high efficiency, high brightness, and long lifespan.

SUMMARY

[0006] Provided are a novel condensed cyclic compound and an organic light-emitting device including the same.

[0007] Additional aspects will be set forth in part in the description which follows and, in part, will be apparent from the description, or may be learned by practice of the presented embodiments.

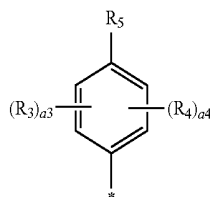
[0008] According to an aspect of an embodiment, there is provided a condensed cyclic compound represented by Formula 1:



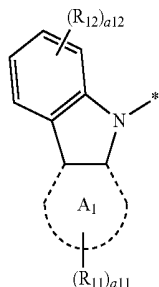
Formula 1

-continued

Formula 2A



Formula 2B



[0009] In Formula 1, Ar₁ may be a group represented by Formula 2A, and Ar₂ may be a group represented by Formula 2B,

[0010] ring A₁ in Formula 2B may be a dibenzofuran ring or a dibenzothiophene ring,

[0011] R₁ to R₃, R₁₁, and R₁₂ in Formulae 1, 2A, and 2B may each independently be selected from:

[0012] hydrogen, deuterium, a C₁-C₂₀ alkyl group, a C₁-C₂₀ alkoxy group, a phenyl group, a biphenyl group, a terphenyl group, a carbazolyl group, a pyridinyl group, a dibenzofuranyl group, a dibenzothiophenyl group, and a dibenzosilolyl group;

[0013] a C₁-C₂₀ alkyl group and a C₁-C₂₀ alkoxy group, each substituted with at least one deuterium; and

[0014] a phenyl group, a biphenyl group, a terphenyl group, a carbazolyl group, a pyridinyl group, a dibenzofuranyl group, a dibenzothiophenyl group, and a dibenzosilolyl group, each substituted with at least one selected from deuterium, a C₁-C₂₀ alkyl group, a C₁-C₂₀ alkoxy group, a phenyl group, a biphenyl group, a terphenyl group, a carbazolyl group, a pyridinyl group, a dibenzofuranyl group, a dibenzothiophenyl group, and a dibenzosilolyl group,

[0015] a₁ and a₃ in Formulae 1 and 2A may each independently be an integer selected from 0 to 3, wherein, when a₁ is two or more, two or more groups R₁ may be identical to or different from each other, and when a₃ is two or more, two or more groups R₃ may be identical to or different from each other,

[0016] a₂ and a₁₂ in Formulae 1 and 2B may each independently be an integer selected from 0 to 4, wherein, when a₂ is two or more, two or more groups R₂ may be identical to or different from each other, and when a₁₂ is two or more, two or more groups R₁₂ may be identical to or different from each other,

[0017] a₁₁ in Formula 2B may be an integer selected from 0 to 6, wherein, when a₁₁ is two or more, two or more groups R₁₁ may be identical to or different from each other,

[0018] R₄ in Formula 2A may be selected from:

[0019] a phenyl group, a biphenyl group, and a terphenyl group;

[0020] a phenyl group, a biphenyl group, and a terphenyl group, each substituted with at least one selected from deuterium, a C₁-C₂₀ alkyl group, and a C₁-C₂₀ alkoxy group,

[0021] a_4 in Formula 2A may be an integer selected from 1 to 4, wherein a_4 is two or more, two or more groups R_4 may be identical to or different from each other,

[0022] R_5 in Formula 2A may be selected from:

[0023] hydrogen, deuterium, a C_1 - C_{20} alkyl group, and a C_1 - C_{20} alkoxy group; and

[0024] a C_1 - C_{20} alkyl group and a C_1 - C_{20} alkoxy group, each substituted with at least one deuterium, and

[0025] * in Formulae 2A and 2B indicates a binding site to a neighboring atom.

[0026] According to another aspect of an embodiment, there is provided an organic light-emitting device including:

[0027] a first electrode;

[0028] a second electrode; and

[0029] an organic layer disposed between the first electrode and the second electrode,

[0030] wherein the organic layer includes an emission layer, and

[0031] wherein the organic layer includes at least one condensed cyclic compound represented by Formula 1.

BRIEF DESCRIPTION OF THE DRAWING

[0032] These and/or other aspects will become apparent and more readily appreciated from the following description of the embodiments, taken in conjunction with FIG. 1, which is a schematic diagram of a structure of an organic light-emitting device according to an embodiment.

DETAILED DESCRIPTION

[0033] Reference will now be made in detail to embodiments, examples of which are illustrated in the accompanying drawings, wherein like reference numerals refer to like elements throughout. In this regard, the present embodiments may have different forms and should not be construed as being limited to the descriptions set forth herein. Accordingly, the embodiments are merely described below, by referring to the FIGURES, to explain aspects of the present description. As used herein, the term “and/or” includes any and all combinations of one or more of the associated listed items. Expressions such as “at least one of,” when preceding a list of elements, modify the entire list of elements and do not modify the individual elements of the list.

[0034] It will be understood that when an element is referred to as being “on” another element, it can be directly in contact with the other element or intervening elements may be present therebetween. In contrast, when an element is referred to as being “directly on” another element, there are no intervening elements present.

[0035] It will be understood that, although the terms first, second, third etc. may be used herein to describe various elements, components, regions, layers, and/or sections, these elements, components, regions, layers, and/or sections should not be limited by these terms. These terms are only used to distinguish one element, component, region, layer, or section from another element, component, region, layer, or section. Thus, a first element, component, region, layer, or section discussed below could be termed a second element, component, region, layer, or section without departing from the teachings of the present embodiments.

[0036] The terminology used herein is for the purpose of describing particular embodiments only and is not intended to be limiting. As used herein, the singular forms “a,” “an,”

and “the” are intended to include the plural forms as well, unless the context clearly indicates otherwise.

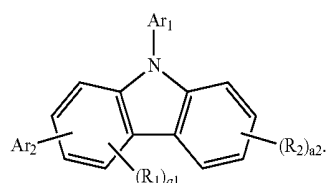
[0037] The term “or” means “and/or.” It will be further understood that the terms “comprises” and/or “comprising,” or “includes” and/or “including” when used in this specification, specify the presence of stated features, regions, integers, steps, operations, elements, and/or components, but do not preclude the presence or addition of one or more other features, regions, integers, steps, operations, elements, components, and/or groups thereof.

[0038] Unless otherwise defined, all terms (including technical and scientific terms) used herein have the same meaning as commonly understood by one of ordinary skill in the art to which this general inventive concept belongs. It will be further understood that terms, such as those defined in commonly used dictionaries, should be interpreted as having a meaning that is consistent with their meaning in the context of the relevant art and the present disclosure, and will not be interpreted in an idealized or overly formal sense unless expressly so defined herein.

[0039] Exemplary embodiments are described herein with reference to cross section illustrations that are schematic illustrations of idealized embodiments. As such, variations from the shapes of the illustrations as a result, for example, of manufacturing techniques and/or tolerances, are to be expected. Thus, embodiments described herein should not be construed as limited to the particular shapes of regions as illustrated herein but are to include deviations in shapes that result, for example, from manufacturing. For example, a region illustrated or described as flat may, typically, have rough and/or nonlinear features. Moreover, sharp angles that are illustrated may be rounded. Thus, the regions illustrated in the FIGURES are schematic in nature and their shapes are not intended to illustrate the precise shape of a region and are not intended to limit the scope of the present claims.

[0040] “About” or “approximately” as used herein is inclusive of the stated value and means within an acceptable range of deviation for the particular value as determined by one of ordinary skill in the art, considering the measurement in question and the error associated with measurement of the particular quantity (i.e., the limitations of the measurement system). For example, “about” can mean within one or more standard deviations, or within $\pm 30\%$, 20% , 10% , 5% of the stated value.

[0041] According to an aspect of the present inventive concept, a condensed cyclic compound is represented by Formula 1:

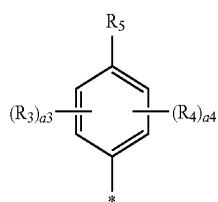


Formula 1

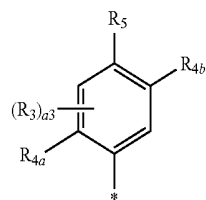
[0042] In Formula 1, Ar_1 may be a group represented by Formula 2A, Ar_2 may be a group represented by Formula 2B. Descriptions of Formulae 2A and 2B will be provided below:

-continued

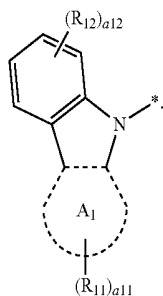
Formula 2A



Formula 2A-5



Formula 2B



[0043] In an embodiment, Ar₁ in Formula 1 may be one selected from groups represented by Formulae 2A-1 to 2A-5, but embodiments are not limited thereto:

[0044] In Formulae 2A-1 to 2A-5,

[0045] R₃ to R₅ may each independently be the same as described elsewhere herein in connection with those provided in the present specification,

[0046] a₃ may be an integer selected from 0 to 2,

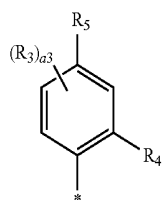
[0047] R_{4a} and R_{4b} may each independently be the same as described herein in connection with R₄, and

[0048] * indicates a binding site to a neighboring atom.

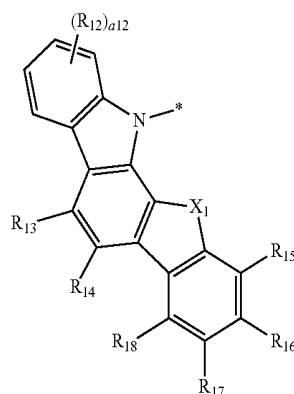
[0049] In Formula 2B, ring A₁ may be a dibenzofuran ring or a dibenzothiophene ring.

[0050] In various embodiments, Ar₂ in Formula 1 may be one selected from groups represented by Formulae 2B-1 to 2B-6, but embodiments are not limited thereto:

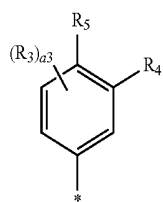
Formula 2A-1



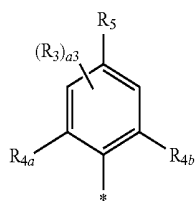
Formula 2B-1



Formula 2A-2

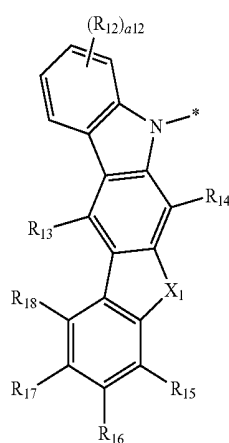
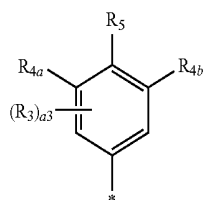


Formula 2A-3

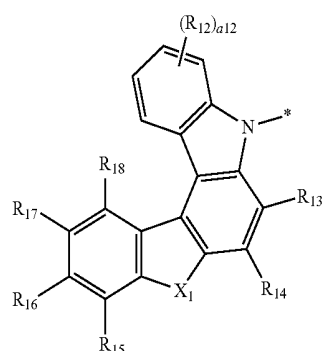


Formula 2B-2

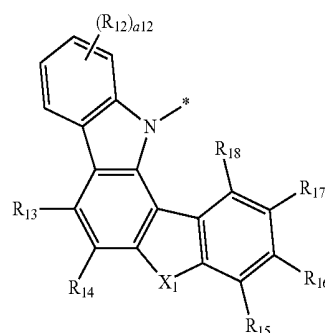
Formula 2A-4



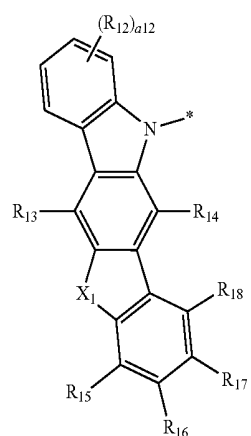
-continued



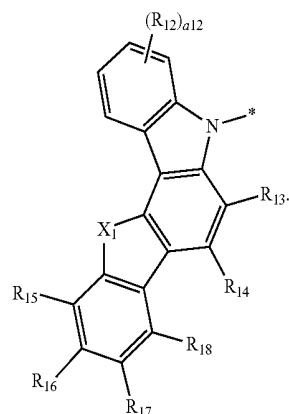
Formula 2B-3



Formula 2B-4



Formula 2B-5



Formula 2B-6

[0051] In Formulae 2B-1 to 2B-6,

[0052] X_1 may be O or S,

[0053] R_{12} and a_{12} may each independently be the same as described elsewhere herein in connection with those provided in the present specification,

[0054] R_{13} to R_{18} may each independently be the same as described herein in connection with R_{11} , and

[0055] * indicates a binding site to a neighboring atom.

[0056] In Formulae 1, 2A, and 2B, R_1 to R_3 , R_{11} , and R_{12} may each independently be selected from:

[0057] hydrogen, deuterium, a C_1 - C_{20} alkyl group, a C_1 - C_{20} alkoxy group, a phenyl group, a biphenyl group, a terphenyl group, a carbazolyl group, a pyridinyl group, a dibenzofuranyl group, a dibenzothiophenyl group, and a dibenzosilolyl group;

[0058] a C_1 - C_{20} alkyl group and a C_1 - C_{20} alkoxy group, each substituted with at least one deuterium; and

[0059] a phenyl group, a biphenyl group, a terphenyl group, a carbazolyl group, a pyridinyl group, a dibenzofuranyl group, a dibenzothiophenyl group, and a dibenzosilolyl group, each substituted with at least one selected from deuterium, a C_1 - C_{20} alkyl group, a C_1 - C_{20} alkoxy group, a phenyl group, a biphenyl group, a terphenyl group, a carbazolyl group, a pyridinyl group, a dibenzofuranyl group, a dibenzothiophenyl group, and a dibenzosilolyl group.

[0060] In various embodiments, R_1 to R_3 , R_{11} , and R_{12} may each independently be selected from:

[0061] hydrogen, deuterium, a C_1 - C_{10} alkyl group, a C_1 - C_{10} alkoxy group, a phenyl group, a biphenyl group, and a terphenyl group;

[0062] a C_1 - C_{10} alkyl group and a C_1 - C_{20} alkoxy group, each substituted with at least one deuterium; and

[0063] a phenyl group, a biphenyl group, and a terphenyl group, each substituted with at least one selected from deuterium, a C_1 - C_{20} alkyl group, a C_1 - C_{20} alkoxy group, a phenyl group, a biphenyl group, and a terphenyl group.

[0064] In various embodiments, R_1 to R_3 , R_{11} , and R_{12} may each independently be selected from:

[0065] hydrogen, deuterium, a phenyl group, a biphenyl group, and a terphenyl group; and

[0066] a phenyl group, a biphenyl group, and a terphenyl group, each substituted with at least one selected from deuterium, a phenyl group, a biphenyl group, and a terphenyl group, but embodiments are not limited thereto.

[0067] In Formulae 1 and 2A, a_1 and a_3 each indicate the number of R_1 and the number of R_3 , and may each independently be an integer selected from 0 to 3. When a_1 is two or more, two or more groups R_1 may be identical to or different from each other, and when a_3 is two or more, two or more groups R_3 may be identical to or different from each other.

[0068] In Formulae 1 and 2B, a_2 and a_{12} each indicate the number of R_2 and the number of R_{12} , and may each independently be an integer selected from 0 to 4. When a_2 is two or more, two or more groups R_2 may be identical to or different from each other, and when a_{12} is two or more, two or more groups R_{12} may be identical to or different from each other.

[0069] In Formula 2B, a_{11} indicates the number of R_{11} , and may be an integer selected from 0 to 6. When a_{11} is two or more, two or more groups R_{11} may be identical to or different from each other.

[0070] In various embodiments, a_1 to a_3 , a_{11} , and a_{12} may each independently be 0, 1, or 2, and for example, may be 0 or 1. However, embodiments are not limited thereto.

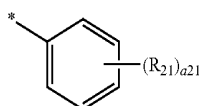
[0071] In Formula 2A, R_4 may be selected from:

[0072] a phenyl group, a biphenyl group, and a terphenyl group; and

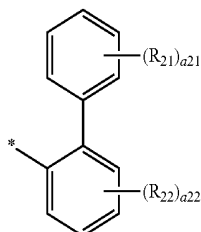
[0073] a phenyl group, a biphenyl group, and a terphenyl group, each substituted with at least one selected from deuterium, a C₁-C₂₀ alkyl group, and a C₁-C₂₀ alkoxy group.

[0074] That is, R₄ in Formula 2A does not include an electron-transporting moiety.

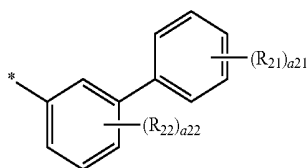
[0075] In various embodiments, R₄ may be selected from groups represented by Formulae 3-1 to 3-7:



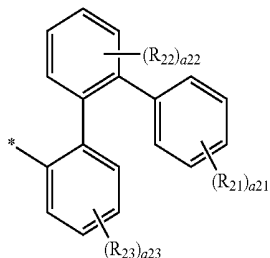
Formula 3-1



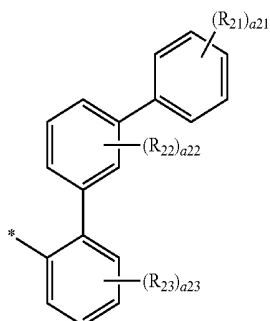
Formula 3-2



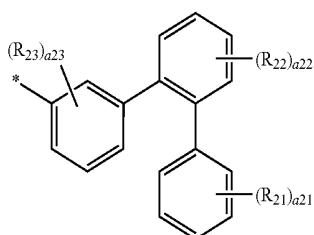
Formula 3-3



Formula 3-4



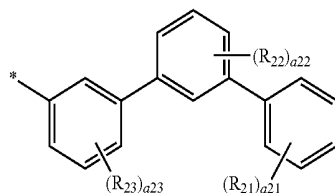
Formula 3-5



Formula 3-6

-continued

Formula 3-7



[0076] In Formulae 3-1 to 3-7,

[0077] R₂₁ to R₂₃ may each independently be hydrogen, deuterium, a C₁-C₁₀ alkyl group, or a C₁-C₁₀ alkoxy group,[0078] a₂₁ may be an integer selected from 0 to 5,[0079] a₂₂ and a₂₃ may each independently be an integer selected from 0 to 4, and

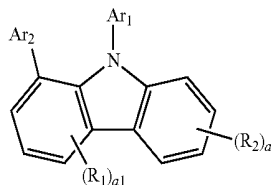
[0080] * indicates a binding site to a neighboring atom.

[0081] When R₄ in Formula 2A is selected from groups represented by Formulae 3-1 to 3-7, the condensed cyclic compound represented by Formula 1 may have a relatively high triplet state T₁ energy level.[0082] In Formula 2A, a₄ indicates the number of R₄, and may be an integer selected from 1 to 4. When a₄ is two or more, two or more groups R₄ may be identical to or different from each other. Since a₄ cannot be 0, Formula 2A has to include at least one R₄ as described above.[0083] In various embodiments, a₄ may be 1 or 2. However, embodiments are not limited thereto.[0084] In Formula 2A, R₅ may be selected from:[0085] hydrogen, deuterium, a C₁-C₂₀ alkyl group, and a C₁-C₂₀ alkoxy group; and[0086] a C₁-C₂₀ alkyl group and a C₁-C₂₀ alkoxy group, each substituted with at least one deuterium.[0087] That is, R₅ cannot be a ring (i.e., a cyclic group), and in this regard, R₄ in Formula 2A may be substituted only at an ortho- or meta-position relative to a carbon atom combined with "N" of a carbazole ring of Formula 1 and Ar₁ of Formula 1.[0088] In various embodiments, R₅ may be hydrogen, deuterium, a C₁-C₁₀ alkyl group, or a C₁-C₁₀ alkoxy group. However, embodiments are not limited thereto.

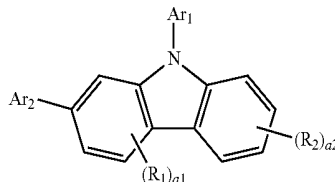
[0089] In Formulae 2A and 2B, * indicates a binding site to a neighboring atom.

[0090] The condensed cyclic compound represented by Formula 1 may be represented by one selected from Formulae 1-1 to 1-4:

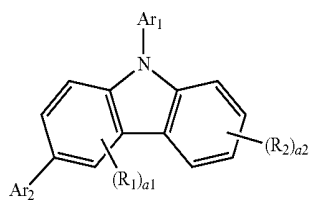
Formula 1-1



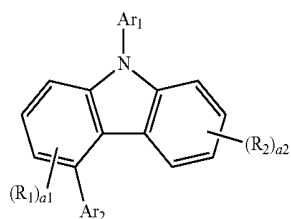
Formula 1-2



-continued

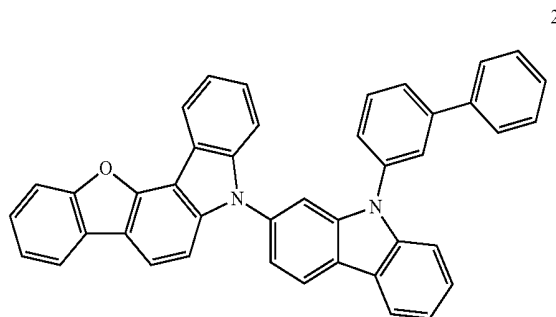


Formula 1-3



Formula 1-4

-continued



2

[0091] In Formulae 1-1 to 1-4, Ar₁, Ar₂, R₁, R₂, a₁, and a₂ may each independently be the same as described elsewhere herein in connection with those provided in the present specification.

[0092] For example, Ar₁ in Formulae 1-1 to 1-4 may be one selected from groups represented by Formulae 2A-1 to 2A-5,

[0093] wherein, in Formulae 2A-1 to 2A-5,

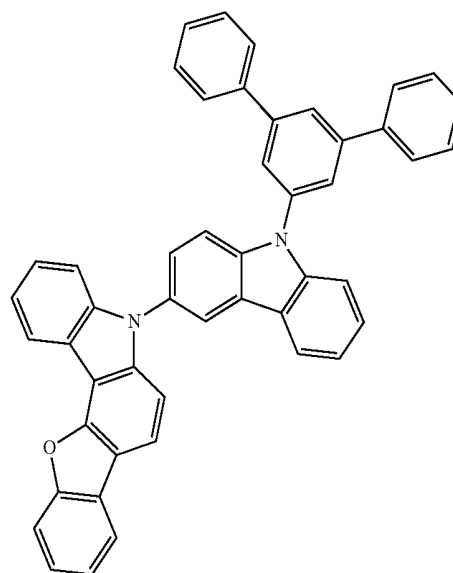
[0094] R₃ and R₅ may each independently be the same as described elsewhere herein in connection with those provided in the present specification,

[0095] a₃ may be an integer selected from 0 to 2, and

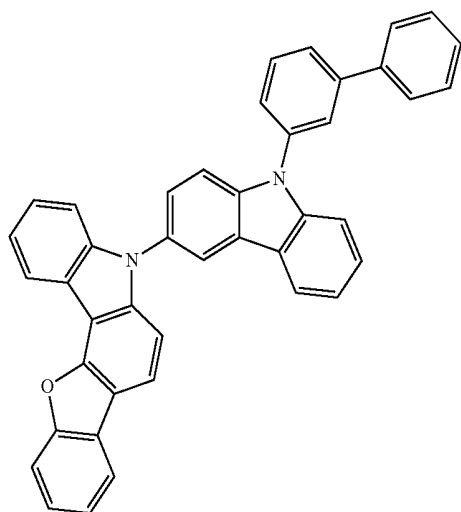
[0096] R₄, R_{4a}, and R_{4b} may each independently be selected from groups represented by Formulae 3-1 to 3-7, but embodiments are not limited thereto.

[0097] In various embodiments, Ar₂ in Formulae 1-1 to 1-4 may be selected from groups represented by Formulae 2B-1 to 2B-6.

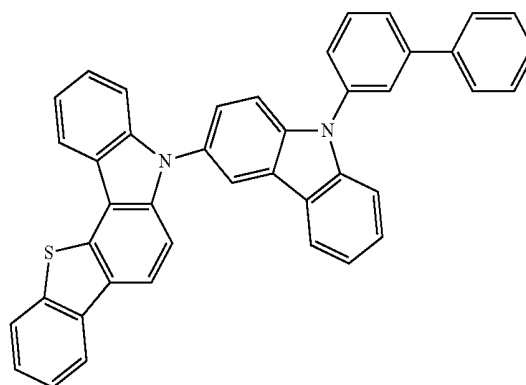
[0098] The condensed cyclic compound represented by Formula 1 may be one selected from Compounds 1 to 11, but embodiments are not limited thereto:



3



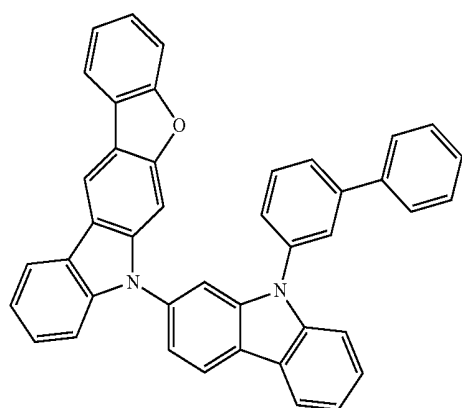
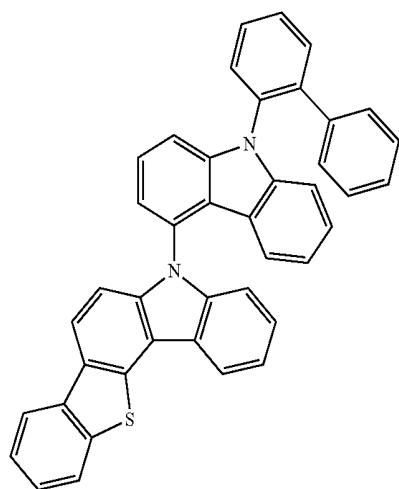
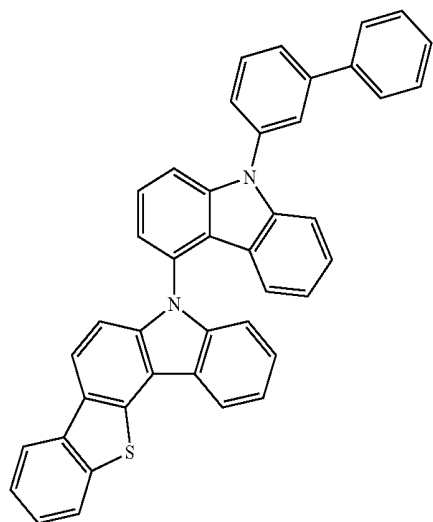
1



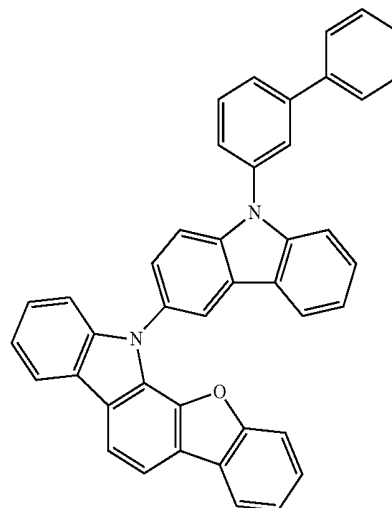
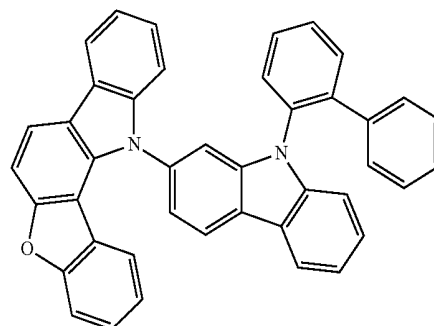
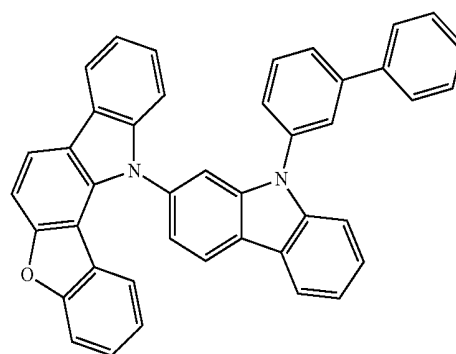
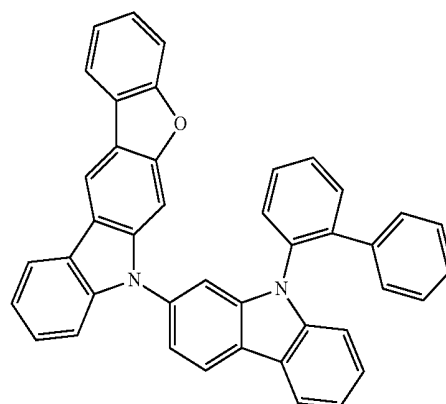
4

7

-continued



-continued



[0099] In Formula 1, Ar₁ may be a group represented by Formula 2A above. In this regard, the condensed cyclic

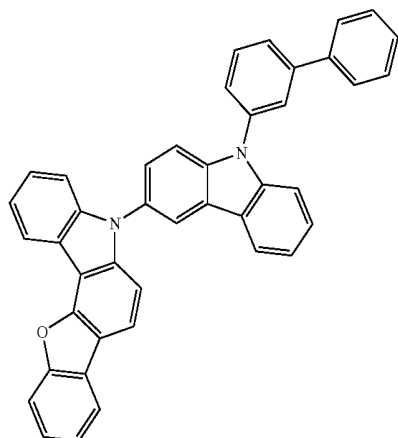
compound represented by Formula 1 may have a relatively low highest occupied molecular orbital (HOMO) energy level (that is, a relatively large absolute value of a HOMO energy level in a range of, for example, about 5.0 to about 5.3 electron volts (eV), based on simulation data below), and accordingly, may exhibit excellent hole injection and transport characteristics. At the same time, the condensed cyclic compound represented by Formula 1 may have a relatively high triplet state T_1 energy level (for example, a triplet state T_1 energy level of 2.95 eV or more, based on simulation data below). Thus, when an electronic device, such as an organic light-emitting device, includes the condensed cyclic compound represented by Formula 1, the condensed cyclic compound represented by Formula 1 may contribute to implementing high luminous efficiency and long lifespan.

[0100] In addition, Ar_2 in Formula 1 may be a group represented by Formula 2B above. Since ring A_1 in Formula 2B is “a dibenzofuran ring or a dibenzothiophene ring”, the condensed cyclic compound represented by Formula 1 may have a relatively high triplet state T_1 energy level. Thus, when an electronic device, such as an organic light-emitting device, includes the condensed cyclic compound represented by Formula 1, the organic light-emitting device may have high luminous efficiency and long lifespan.

[0101] HOMO, LUMO, triplet state T_1 , and singlet state S_1 energy levels of Compounds 1, 2, 3, 4, 9, and 11 and Compounds D, E and F are calculated by Density Function Theory (DFT) methods of Gaussian programs in which molecular structures are optimized at the B3LYP/6-31G(d,p) levels, and the results are shown in Table 1.

TABLE 1

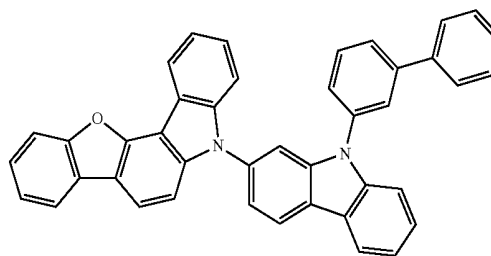
Compound No.	HOMO (eV)	LUMO (eV)	T_1 (eV)	S_1 (eV)
1	-5.063	-1.106	3.005	3.544
2	-5.124	-1.087	2.990	3.581
3	-5.071	-1.241	3.005	3.498
4	-5.114	-1.139	2.974	3.565
9	-5.258	-1.057	2.976	3.651
11	-5.141	-1.077	2.969	3.669
D	-5.155	-2.037	2.707	2.77
E	-4.961	-1.12	2.907	3.47
F	-4.972	-1.217	2.925	3.407



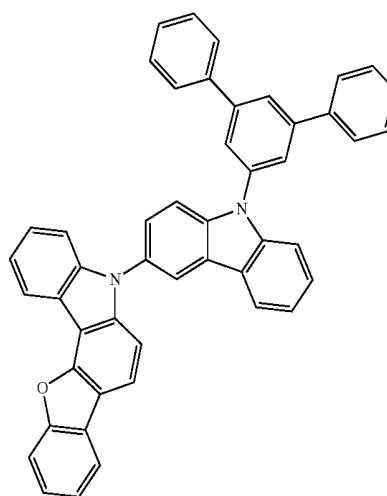
1

TABLE 1-continued

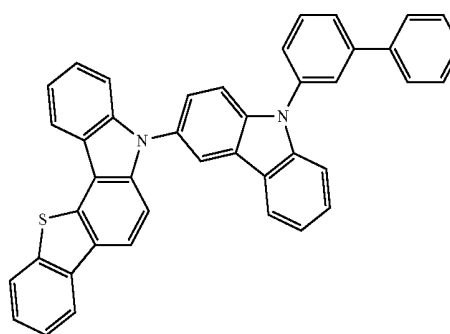
Compound No.	HOMO (eV)	LUMO (eV)	T_1 (eV)	S_1 (eV)
--------------	-----------	-----------	------------	------------



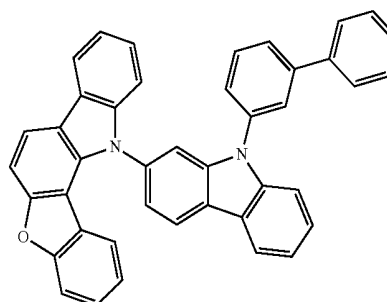
2



3



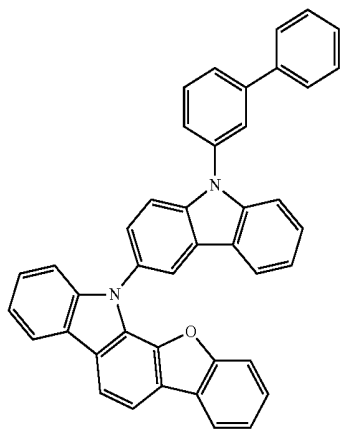
4



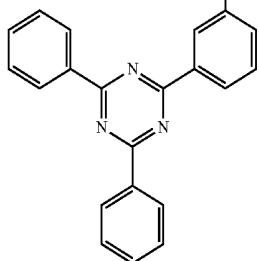
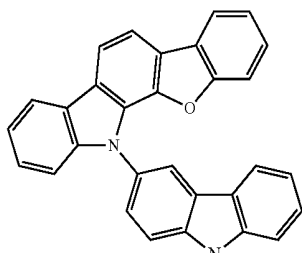
9

TABLE 1-continued

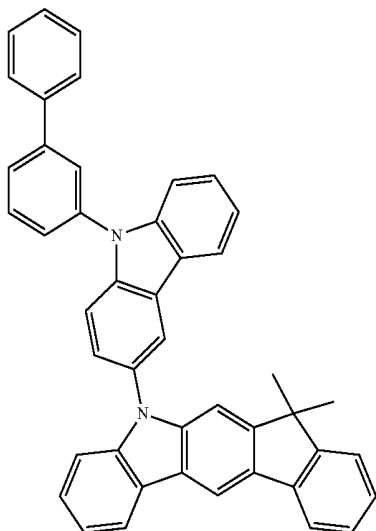
Compound No.	HOMO (eV)	LUMO (eV)	T ₁ (eV)	S ₁ (eV)
--------------	-----------	-----------	---------------------	---------------------



11



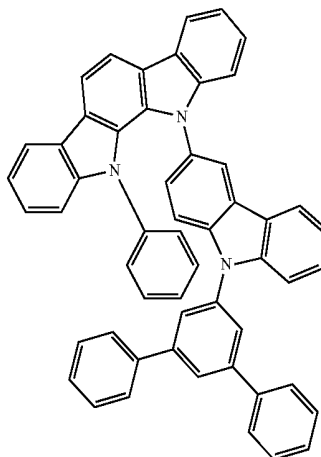
D



E

TABLE 1-continued

Compound No.	HOMO (eV)	LUMO (eV)	T ₁ (eV)	S ₁ (eV)
--------------	-----------	-----------	---------------------	---------------------



F

[0102] According to Table 1, it is confirmed that Compounds 1, 2, 3, 4, 9, and 11 have relatively low HOMO levels and relatively high triplet state T₁ energy levels at the same time.

[0103] Synthesis methods of the condensed cyclic compound represented by Formula 1 may be understood by those of ordinary skill in the art by referring to Synthesis Examples that will be described below.

[0104] Therefore, the condensed cyclic compound represented by Formula 1 may be suitable for use in an organic layer of an organic light-emitting device, and for example, may be suitable for use as a host or a material for forming a hole transport region in an emission layer in an organic layer.

[0105] In this regard, according to another aspect of the present inventive concept, there is provided an organic light-emitting device including:

[0106] a first electrode;

[0107] a second electrode; and

[0108] an organic layer disposed between the first electrode and the second electrode,

[0109] wherein the organic layer includes an emission layer and at least one condensed cyclic compound represented by Formula 1.

[0110] The organic light-emitting device may include the condensed cyclic compound represented by Formula 1 in the organic layer, thereby exhibiting low driving voltage, high luminous efficiency, high power efficiency, high quantum emission efficiency, and long lifespan.

[0111] The condensed cyclic compound represented by Formula 1 may be used between a pair of electrodes in the organic light-emitting device. For example, at least one selected from the emission layer, a hole transport region between the first electrode and the emission layer (for example, the hole transport region including a hole injection layer, a hole transport layer, an electron blocking layer, or a combination thereof), and an electron transport region between the emission layer and the second electrode (for example, the electron transport region including a hole blocking layer, an electron transport layer, an electron injection layer, or a combination thereof) may include the condensed cyclic compound represented by Formula 1.

[0112] For example, the emission layer may include the condensed cyclic compound represented by Formula 1. Here, the condensed cyclic compound represented by Formula 1 in the emission layer may serve as a host, and the emission layer may further include a dopant (for example, a fluorescent dopant or a phosphorescent dopant). The emission layer may be a green emission layer emitting green light or a blue emission layer emitting blue light.

[0113] In various embodiments, the emission layer may include the condensed cyclic compound represented by Formula 1, and the emission layer may further include a phosphorescent dopant, wherein the emission layer may emit blue light.

[0114] In various embodiments, the emission layer may include a host and a dopant, wherein the host may include the condensed cyclic compound represented by Formula 1. Here, an amount of the host may be greater than that of the dopant.

[0115] In various embodiments, the hole transport region may include the condensed cyclic compound represented by Formula 1.

[0116] In various embodiments, the hole transport region may include a hole transport layer, and the hole transport layer may include the condensed cyclic compound represented by Formula 1.

[0117] In various embodiments, the hole transport region may include a hole transport layer and an electron blocking layer, and the electron blocking layer may be disposed between the hole transport layer and the emission layer and may include the condensed cyclic compound represented by Formula 1.

[0118] In various embodiments, the hole transport region may include a hole transport layer and an electron blocking layer, wherein the electron blocking layer may be disposed between the hole transport layer and the emission layer, and the electron blocking layer and the emission layer may each include the condensed cyclic compound represented by Formula 1. Here, the condensed cyclic compound represented by Formula 1 in the electron blocking layer may be identical to or different from the condensed cyclic compound represented by Formula 1 in the emission layer.

[0119] The expression that “(an organic layer) includes at least one condensed cyclic compound” as used herein may include an embodiment in which “(an organic layer) includes identical condensed cyclic compounds represented by Formula 1” and an embodiment in which (an organic layer) includes two or more different condensed cyclic compounds represented by Formula 1”.

[0120] For example, the organic layer may include, as the condensed cyclic compound represented by Formula 1, only Compound 1. Here, Compound 1 may be included in the emission layer of the organic light-emitting device. In various embodiments, the organic layer may include, as the condensed cyclic compound represented by Formula 1, Compound 1 and Compound 2. Here, Compound 1 and Compound 2 may be included in an identical layer (for example, Compound 1 and Compound 2 may both be included in the emission layer), or in different layers (for example, Compound 1 may be included in the emission layer and Compound 2 may be included in the electron blocking layer).

[0121] The first electrode may be an anode, which is a hole injection electrode, and the second electrode may be a cathode, which is an electron injection electrode. In various

embodiments, the first electrode may be a cathode, which is an electron injection electrode, and the second electrode may be an anode, which is a hole injection electrode.

[0122] For example, the first electrode may be an anode, the second electrode may be a cathode, and the organic layer may include:

[0123] i) a hole transport region that is disposed between the first electrode and the emission layer, wherein the hole transport region includes at least one selected from a hole injection layer, a hole transport layer, and an electron blocking layer, and

[0124] ii) an electron transport region that is disposed between the emission layer and the second electrode, wherein the electron transport region includes at least one selected from a hole blocking layer, an electron transport layer, and an electron injection layer.

[0125] The term “organic layer” as used herein may refer to a single layer and/or a plurality of layers disposed between the first electrode and the second electrode of the organic light-emitting device. The “organic layer” may include not only an organic compound, but also a metal-containing organometallic complex.

[0126] FIG. 1 is a schematic cross-sectional view of an organic light-emitting device 10 according to an embodiment. Hereinafter, the structure of an organic light-emitting device according to an embodiment and a method of manufacturing an organic light-emitting device, according to an embodiment, will be described in connection with FIG. 1. The organic light-emitting device 10 includes a first electrode 11, an organic layer 15, and a second electrode 19, which are sequentially stacked in this stated order.

[0127] A substrate may be additionally disposed under the first electrode 11 or above the second electrode 19. For use as the substrate, any substrate that is used in general organic light-emitting devices may be used, and the substrate may be a glass substrate or a transparent plastic substrate, each having excellent mechanical strength, thermal stability, transparency, surface smoothness, ease of handling, and water-resistance.

[0128] The first electrode 11 may be, for example, formed by depositing or sputtering a material for forming the first electrode 11 on the substrate. The first electrode 11 may be an anode. The material for forming the first electrode 11 may be selected from materials with a high work function to facilitate hole injection. The first electrode 11 may be a reflective electrode, a semi-transmissive electrode, or a transmissive electrode. The material for forming the first electrode 11 may be indium tin oxide (ITO), indium zinc oxide (IZO), tin oxide (SnO₂), and zinc oxide (ZnO). In various embodiments, metals, such as magnesium (Mg), aluminum (Al), aluminum-lithium (Al—Li), calcium (Ca), magnesium-indium (Mg—In), and magnesium-silver (Mg—Ag), may be used as the material for forming the first electrode 11.

[0129] The first electrode 11 may have a single-layered structure or a multi-layered structure including two or more layers. For example, the first electrode 11 may have a three-layered structure of ITO/Ag/ITO, but the structure of the first electrode 11 is not limited thereto.

[0130] The organic layer 15 may be disposed on the first electrode 11.

[0131] The organic layer **15** may include a hole transport region, an emission layer; and an electron transport region.

[0132] The hole transport region may be disposed between the first electrode **11** and the emission layer.

[0133] The hole transport region may include a hole injection layer, a hole transport layer, an electron blocking layer, a buffer layer, or a combination thereof.

[0134] The hole transport region may include only either a hole injection layer or a hole transport layer. In various embodiments, the hole transport region may have a structure of hole injection layer/hole transport layer, a structure of hole injection layer/hole transport layer/electron blocking layer, or a structure of hole transport layer/electron blocking layer, wherein the layers of each structure are sequentially stacked from the first electrode **11** in the stated order.

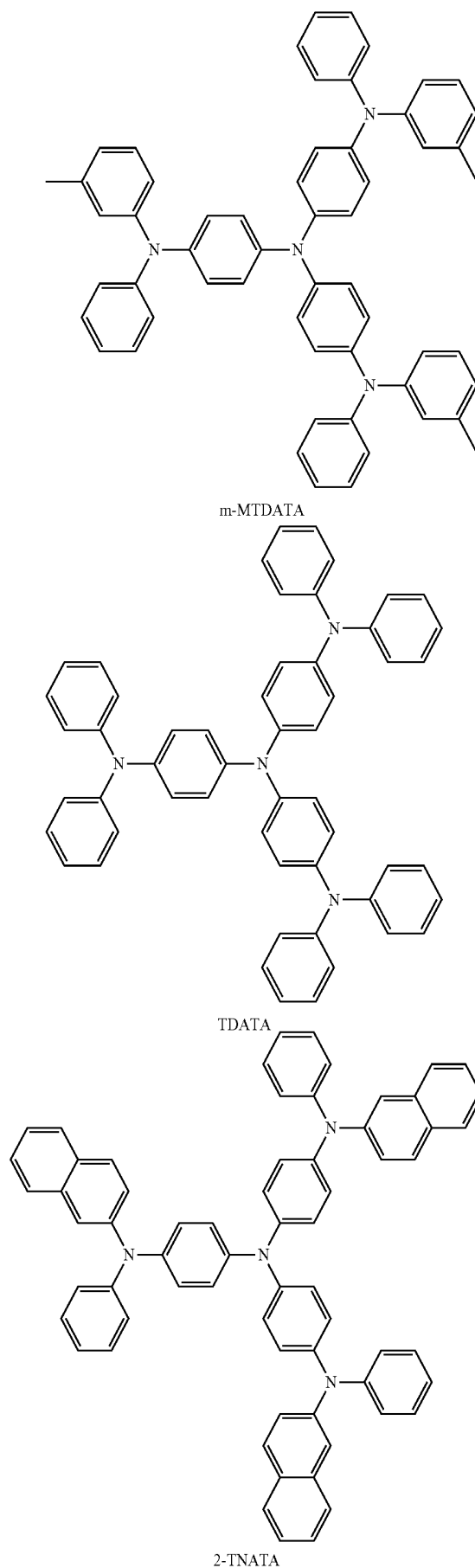
[0135] When hole transport region includes a hole injection layer, the hole injection layer may be formed on the first electrode **11** by using one or more suitable methods selected from vacuum deposition, spin coating, casting, and Langmuir-Blodgett (LB) deposition.

[0136] When the hole injection layer is formed using vacuum deposition, the deposition conditions may vary depending on a material that is used to form the hole injection layer to be deposited, and the structure and thermal characteristics of the hole injection layer to be formed. For example, the deposition conditions may include a deposition temperature of about 100° C. to about 500° C., a vacuum pressure of about 10⁻⁸ torr to about 10⁻³ torr, and a deposition rate of about 0.01 Angstroms per second (Å/sec) to about 100 Å/sec, but the deposition conditions are not limited thereto.

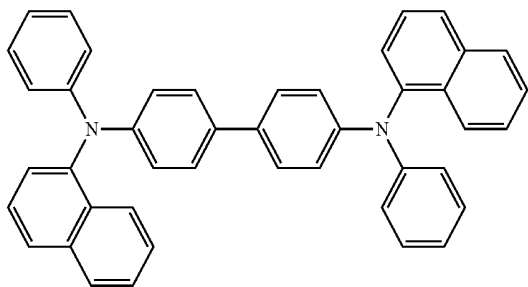
[0137] When the hole injection layer is formed using spin coating, the coating conditions may vary depending on a material that is used to form the hole injection layer to be deposited, and the structure and thermal characteristics of the hole injection layer to be formed. For example, a coating speed may be from about 2,000 revolutions per minute (rpm) to about 5,000 rpm and a temperature at which a heat treatment is performed to remove a solvent after coating may be from about 80° C. to about 200° C., but the coating conditions are not limited thereto.

[0138] Conditions for forming a hole transport layer and an electron blocking layer may be understood by referring to conditions for forming the hole injection layer.

[0139] The hole transport region may include, for example, at least one selected from m-MTDATA, TDATA, 2-TNATA, NPB, β-NPB, TPD, Spiro-TPD, Spiro-NPB, methylated-NPB, TAPC, HMTPD, 4,4',4''-tris(N-carbazolyl)triphenylamine (TCTA), polyaniline/dodecylbenzene sulfonic acid (PANI/DBSA), poly(3,4-ethylenedioxythiophene)/poly(4-styrene sulfonate) (PEDOT/PSS), polyaniline/camphor sulfonic acid (PANI/CSA), polyaniline/poly(4-styrene sulfonate) (PANI/PSS), a compound represented by Formula 201, and a compound represented by Formula 202:

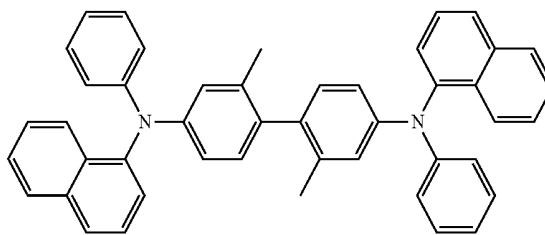


-continued

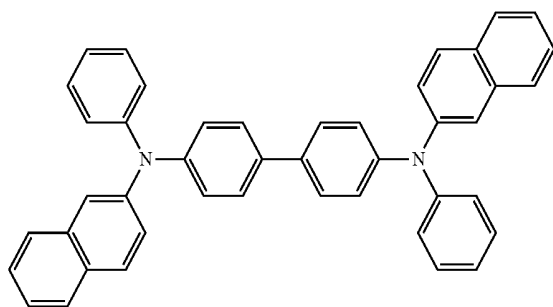


NPB

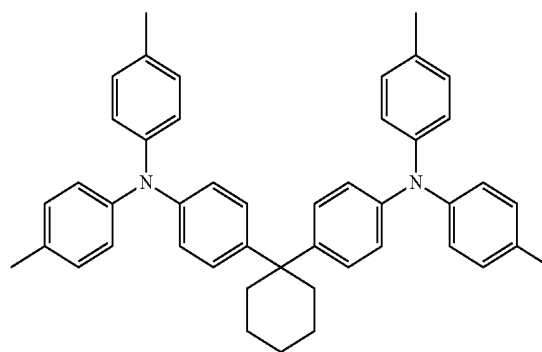
-continued



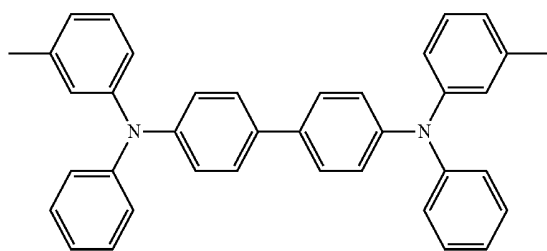
methylated NPB



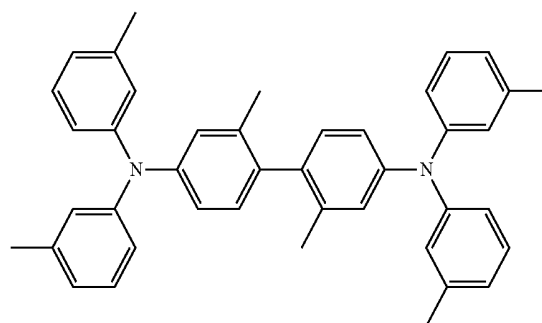
β -NPB



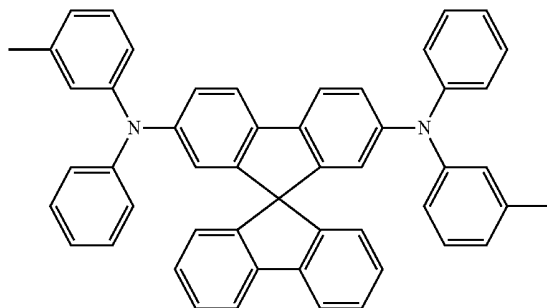
TAPC



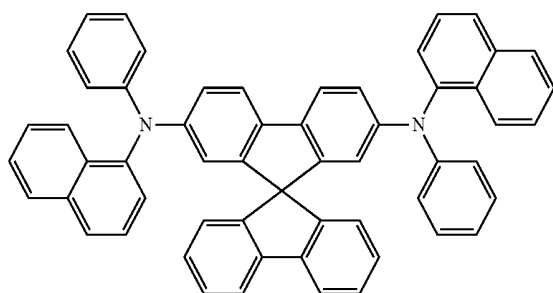
TPD



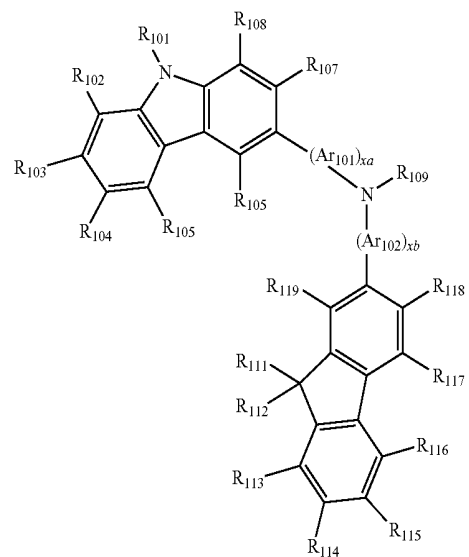
HMTPD



Spiro-TPD



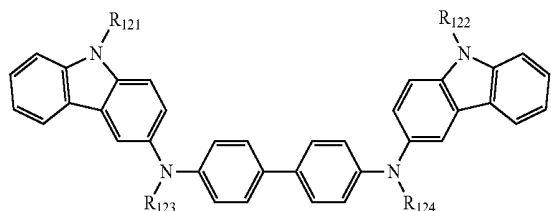
Spiro-NPB



Formula 201

-continued

Formula 202



[0140] In Formula 201, Ar₁₀₁ and Ar₁₀₂ may each independently be selected from:

[0141] a phenylene group, a pentalenylene group, an indenylene group, a naphthylene group, an azulenylene group, a heptalenylene group, an acenaphthylene group, a fluorenylene group, a phenalenylene group, a phenanthrenylene group, an anthracenylene group, a fluoranthenylene group, a triphenylenylene group, a pyrenylene group, a chrysenylene group, a naphthacenylene group, a picenylene group, a perylenylene group, and a pentacenylene group; and

[0142] a phenylene group, a pentalenylene group, an indenylene group, a naphthylene group, an azulenylene group, a heptalenylene group, an acenaphthylene group, a fluorenylene group, a phenalenylene group, a phenanthrenylene group, an anthracenylene group, a fluoranthenylene group, a triphenylenylene group, a pyrenylene group, a chrysenylene group, a naphthacenylene group, a picenylene group, a perylenylene group, and a pentacenylene group, each substituted with at least one selected from deuterium, —F, —Cl, —Br, —I, a hydroxyl group, a cyano group, a nitro group, an amino group, an amidino group, a hydrazine group, a hydrazone group, a carboxylic acid group or a salt thereof, a sulfonic acid group or a salt thereof, a phosphoric acid group or a salt thereof, a C₁-C₆₀ alkyl group, a C₂-C₆₀ alkenyl group, a C₂-C₆₀ alkynyl group, a C₁-C₆₀ alkoxy group, a C₃-C₁₀ cycloalkyl group, a C₃-C₁₀ cycloalkenyl group, a C₁-C₁₀ heterocycloalkyl group, a C₁-C₁₀ heterocycloalkenyl group, a C₆-C₆₀ aryl group, a C₆-C₆₀ aryloxy group, a C₆-C₆₀ arylthio group, a C₁-C₆₀ heteroaryl group, and a monovalent non-aromatic condensed polycyclic group, and a monovalent non-aromatic condensed heteropolycyclic group.

[0143] In Formula 201, xa and xb may each independently be an integer selected from 0 to 5, or may be 0, 1, or 2. For example, xa may be 1, and xb may be 0, but embodiments are not limited thereto.

[0144] In Formulae 201 and 202, R₁₀₁ to R₁₀₈, R₁₁₁ to R₁₁₉, and R₁₂₁ to R₁₂₄ may each independently be selected from:

[0145] hydrogen, deuterium, —F, —Cl, —Br, —I, a hydroxyl group, a cyano group, a nitro group, an amino group, an amidino group, a hydrazine group, a hydrazone group, a carboxylic acid group or a salt thereof, a sulfonic acid group or a salt thereof, a phosphoric acid group or a salt thereof, a C₁-C₁₀ alkyl group (for example, a methyl group, an ethyl group, a propyl group, a butyl group, a pentyl group, and a hexyl group) and a C₁-C₁₀ alkoxy group (for example, a methoxy group, an ethoxy group, a propoxy group, a butoxy group, and a pentoxy group);

[0146] a C₁-C₁₀ alkyl group and a C₁-C₁₀ alkoxy group, each substituted with at least one selected from deuterium, —F, —Cl, —Br, —I, a hydroxyl group, a cyano group, a nitro group, an amino group, an amidino group, a hydrazine

group, a hydrazone group, a carboxylic acid group or a salt thereof, a sulfonic acid group or a salt thereof, and a phosphoric acid group or a salt thereof,

[0147] a phenyl group, a naphthyl group, an anthracenyl group, a fluorenyl group, and a pyrenyl group; and

[0148] a phenyl group, a naphthyl group, an anthracenyl group, a fluorenyl group, and a pyrenyl group, each substituted with at least one selected from deuterium, —F, —Cl, —Br, —I, a hydroxyl group, a cyano group, a nitro group, an amino group, an amidino group, a hydrazine group, a hydrazone group, a carboxylic acid group or a salt thereof, a sulfonic acid group or a salt thereof, a phosphoric acid group or a salt thereof, a C₁-C₁₀ alkyl group, and a C₁-C₁₀ alkoxy group, but embodiments are not limited thereto.

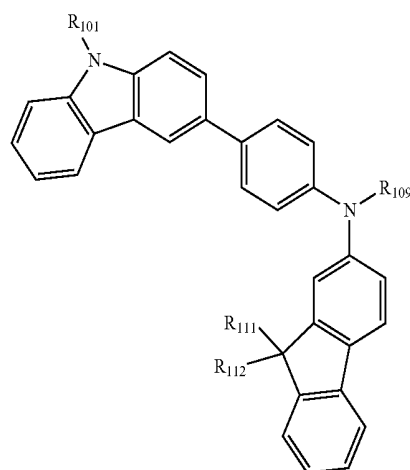
[0149] In Formula 201, R₁₀₉ may be selected from:

[0150] a phenyl group, a naphthyl group, an anthracenyl group, and a pyridinyl group; and

[0151] a phenyl group, a naphthyl group, an anthracenyl group, and a pyridinyl group, each substituted with at least one selected from deuterium, —F, —Cl, —Br, —I, a hydroxyl group, a cyano group, a nitro group, an amino group, an amidino group, a hydrazine group, a hydrazone group, a carboxylic acid group or a salt thereof, a sulfonic acid group or a salt thereof, a phosphoric acid group or a salt thereof, a C₁-C₂₀ alkyl group, a C₁-C₂₀ alkoxy group, a phenyl group, a naphthyl group, an anthracenyl group, and a pyridinyl group.

[0152] In various embodiments, the compound represented by Formula 201 may be represented by Formula 201A, but embodiments are not limited thereto:

Formula 201A

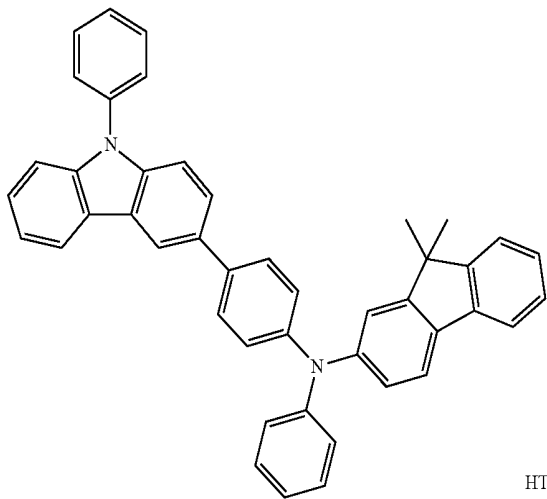


[0153] In Formula 201A, R₁₀₁, R₁₁₁, R₁₁₂, and R₁₀₉ may each independently be the same as described elsewhere herein in connection with those provided in the present specification.

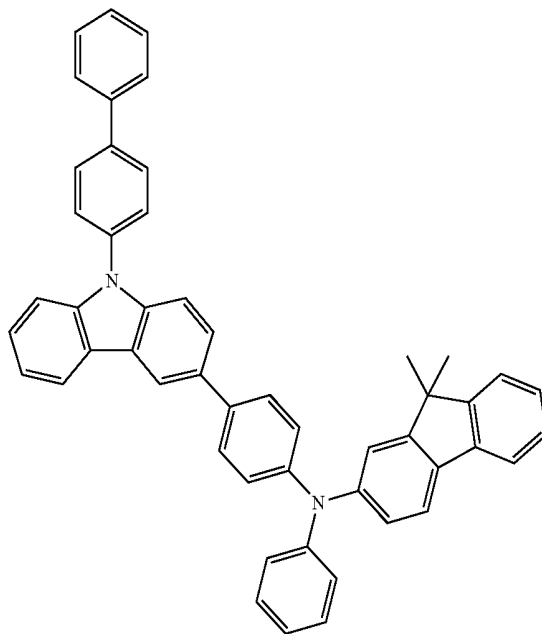
[0154] For example, the compound represented by Formula 201 and the compound represented by Formula 202 may each independently include any of Compounds HT1 to HT20, but embodiments are not limited thereto:

-continued

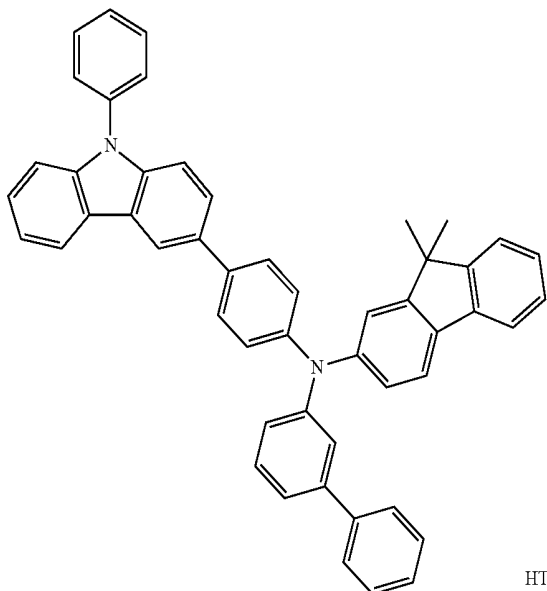
HT1



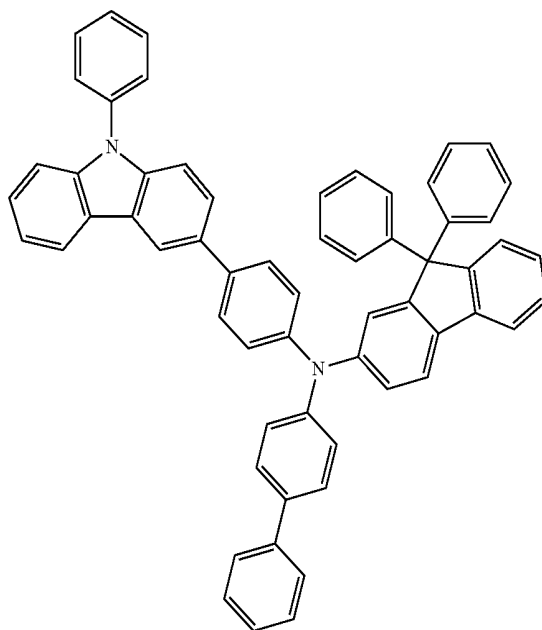
HT4



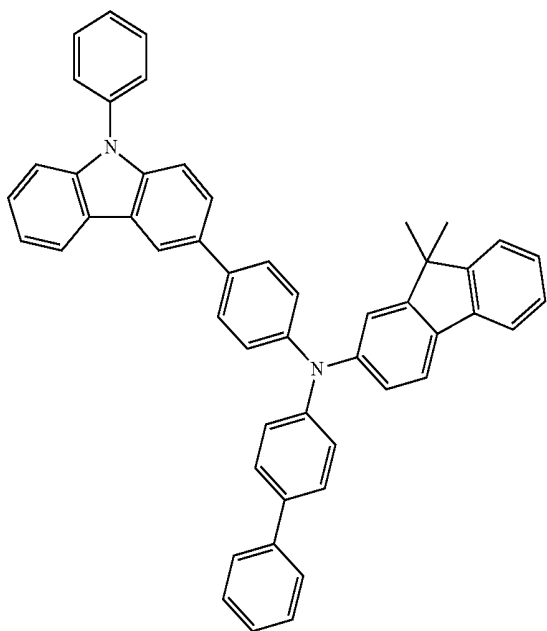
HT2



HT5



HT3

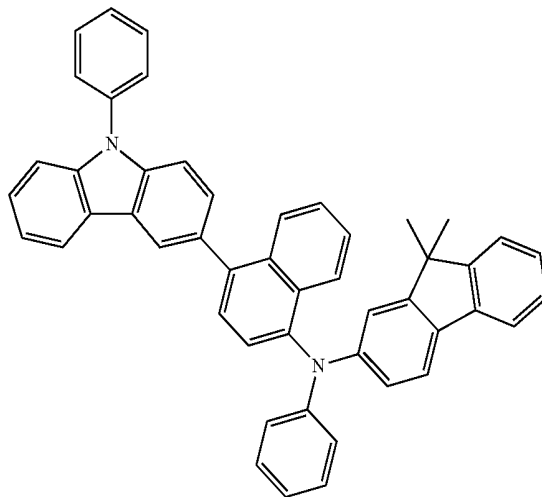
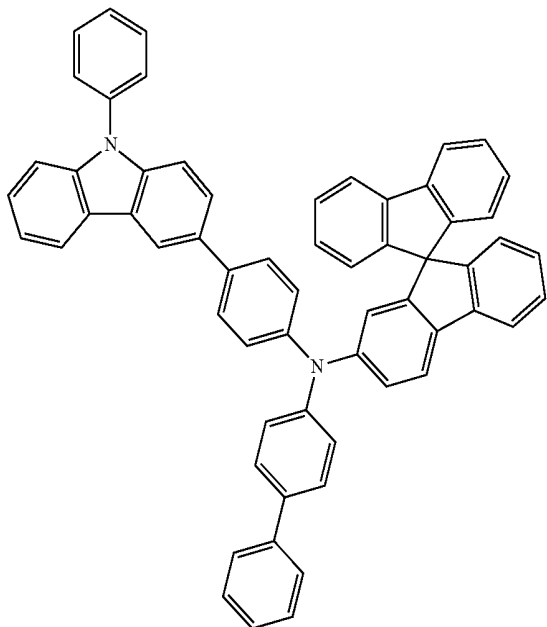


-continued

-continued

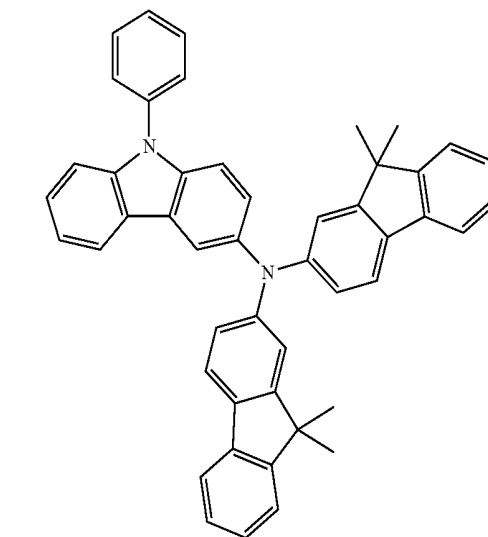
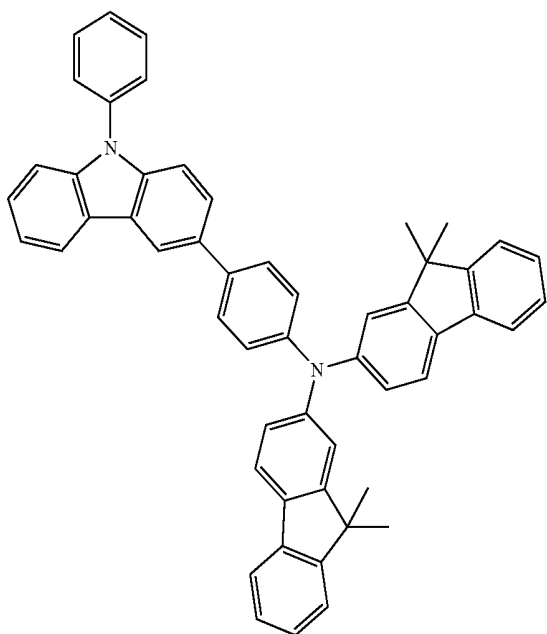
HT8

HT6

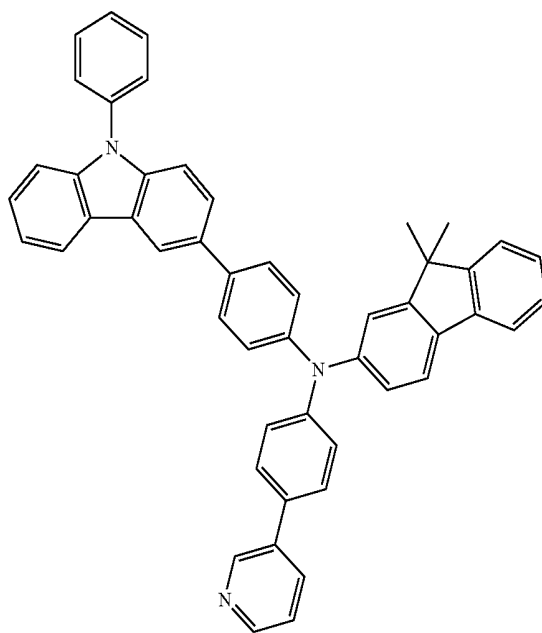


HT9

HT7

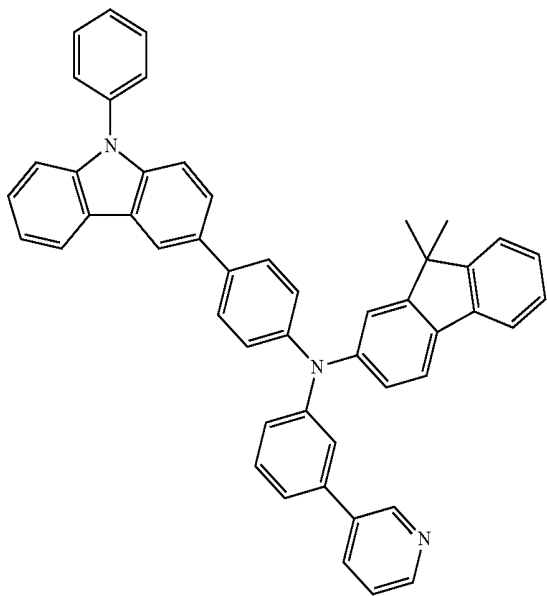


HT10



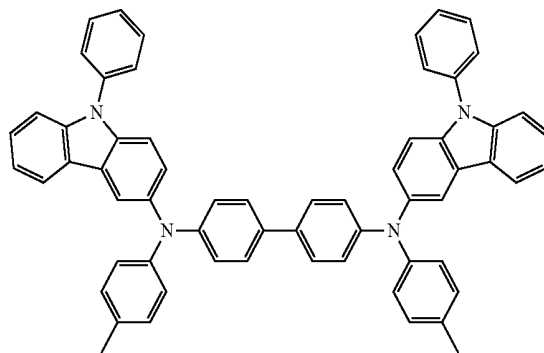
-continued

HT11

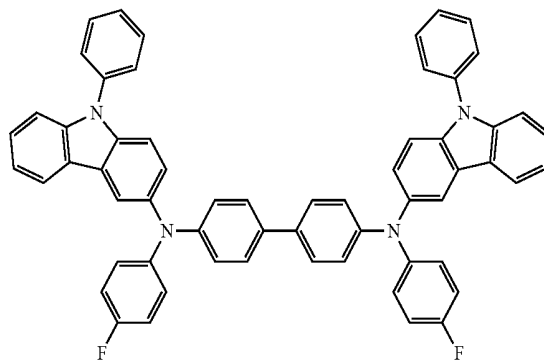


-continued

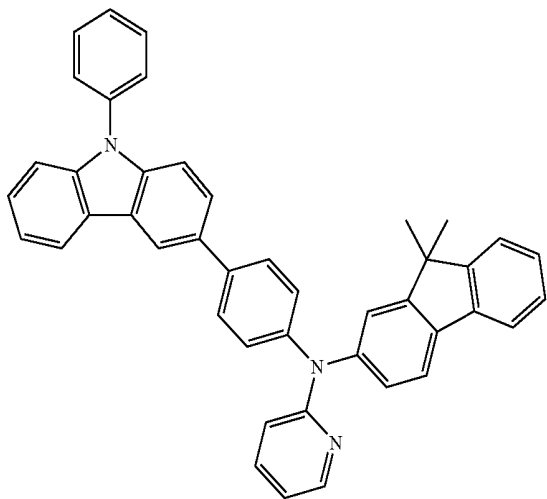
HT14



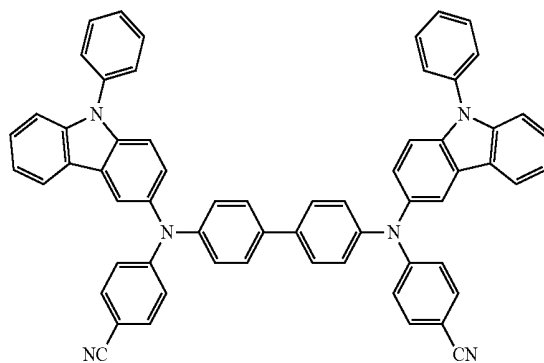
HT15



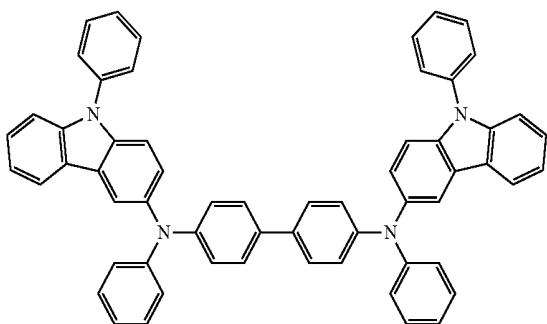
HT12



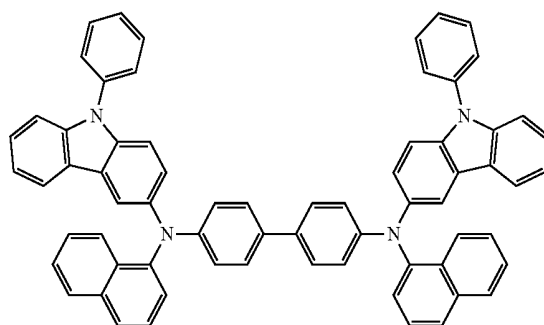
HT16



HT13

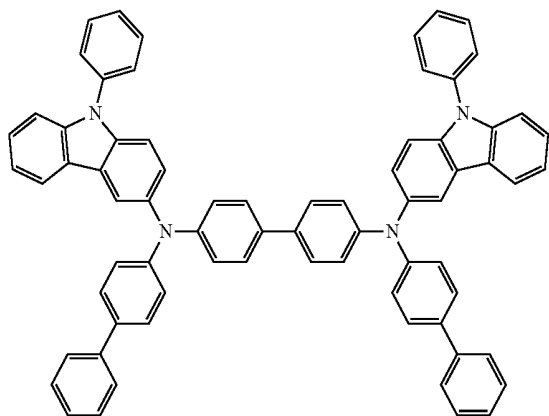


HT17

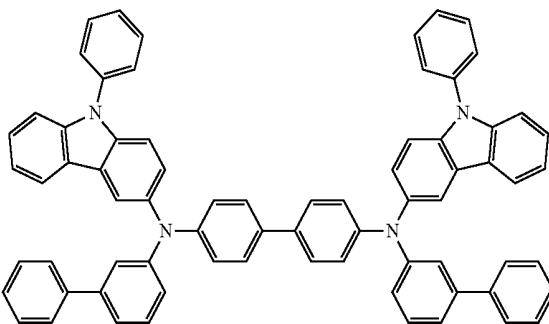


-continued

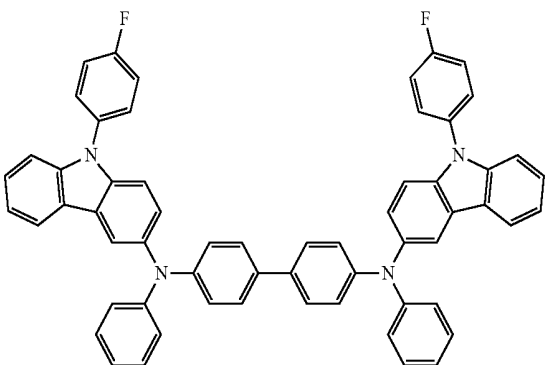
HT18



HT19



HT20



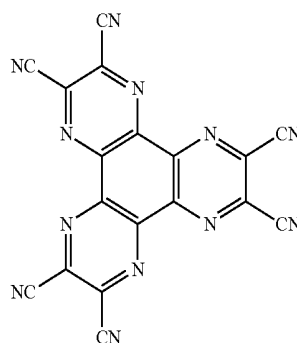
[0155] A thickness of the hole transport region may be in a range of about 100 Å to about 10,000 Å, for example, about 100 Å to about 1,000 Å. When the hole transport region includes at least one of a hole injection layer and a hole transport layer, a thickness of the hole injection layer may be in a range of about 100 Å to about 10,000 Å, for example, about 100 Å to about 1,000 Å, and a thickness of the hole transport layer may be in a range of about 50 Å to about 2,000 Å, for example, about 100 Å to about 1,500 Å. While not wishing to be bound by theory, it is understood that when the thicknesses of the hole transport region, the hole injection layer, and the hole transport layer are within these ranges, satisfactory hole transporting characteristics may be obtained without a substantial increase in driving voltage.

[0156] The hole transport region may further include, in addition to these materials, a charge-generation material for improving conductive properties. The charge-generation

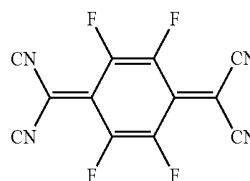
material may be homogeneously or non-homogeneously dispersed in the hole transport region.

[0157] The charge-generation material may be, for example, a p-dopant. The p-dopant may be one selected from a quinone derivative, a metal oxide, and a cyano group-containing compound, but embodiments are not limited thereto. Non-limiting examples of the p-dopant are a quinone derivative, such as tetracyanoquinonedimethane (TCNQ) and 2,3,5,6-tetrafluoro-tetracyano-1,4-benzoquinonedimethane (F4-TCNQ); a metal oxide, such as a tungsten oxide and a molybdenum oxide; and a cyano group-containing compound, such as Compounds HT-D1 and HP-1, but embodiments are not limited thereto.

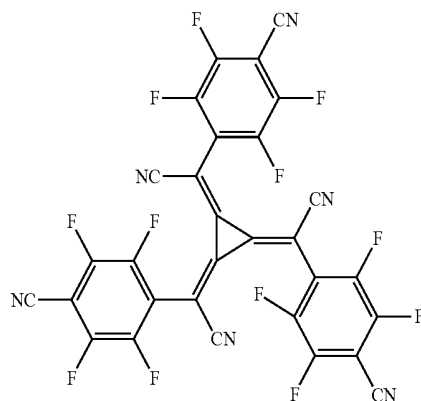
Compound HT-D1



F4-TCNQ



HP-1



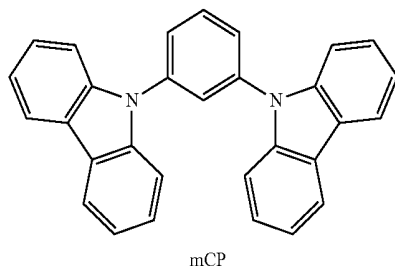
[0158] The hole transport region may further include a buffer layer.

[0159] The buffer layer may compensate for an optical resonance distance according to a wavelength of light emitted from the emission layer, and thus, the efficiency of a formed organic light-emitting device may be improved.

[0160] The emission layer may be formed on the hole transport region by using one or more suitable methods selected from vacuum deposition, spin coating, casting, and LB deposition. When the emission layer is formed using vacuum deposition and spin coating, the deposition and coating conditions for the emission layer may be similar with those for forming the hole injection layer, although

deposition and coating conditions may vary depending on a material that is used to form the emission layer.

[0161] The hole transport region may further include an electron blocking layer. The electron blocking layer may include a known compound, such as mCP, but embodiments are not limited thereto:



[0162] In various embodiments, the electron blocking layer may include the condensed cyclic compound represented by Formula 1, but embodiments are not limited thereto.

[0163] When the organic light-emitting device 10 is a full color organic light-emitting device, the emission layer may be patterned into a red emission layer, a green emission layer, and a blue emission layer. In various embodiments, the emission layer may have a stacked structure including a red emission layer, a green emission layer and/or a blue emission layer, thereby emitting light.

[0164] The emission layer may include the condensed cyclic compound represented by Formula 1. The emission layer may further include a dopant, wherein the dopant may include at least one of a phosphorescent dopant and a fluorescent dopant.

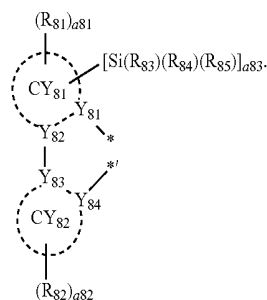
[0165] For example, a host in the emission layer may include the condensed cyclic compound represented by Formula 1.

[0166] A dopant in the emission layer may be a fluorescent dopant that emits light according to a fluorescent emission mechanism, or a phosphorescent dopant that emits light according to a phosphorescent emission mechanism.

[0167] In various embodiments, a dopant in the emission layer may be a phosphorescent dopant, wherein the phosphorescent dopant may include an organometallic compound represented by Formula 81:



Formula 81A



[0168] In Formulae 81 and 81A,

[0169] M may be selected from iridium (Ir), platinum (Pt), osmium (Os), titanium (Ti), zirconium (Zr), hafnium (Hf), europium (Eu), terbium (Tb), thulium (Tm), and rhodium (Rh),

[0170] L_{81} may be a ligand represented by Formula 81A, and $n81$ may be an integer selected from 1 to 3, wherein, when $n81$ is two or more, two or more groups L_{81} may be identical to or different from each other,

[0171] L_{82} may be an organic ligand, and $n82$ may be an integer selected from 0 to 4, wherein, when $n82$ is two or more, two or more groups L_{82} may be identical to or different from each other,

[0172] Y_{81} to Y_{84} may each independently be C or N,

[0173] Y_{81} and Y_{82} may be linked via a single bond or a double bond, and Y_{83} and Y_{84} may be linked via a single bond or a double bond,

[0174] CY_{81} and CY_{82} may each independently be selected from a C_5 - C_{30} carbocyclic group and a C_1 - C_{30} heterocarbocyclic group,

[0175] CY_{81} and CY_{82} may be further optionally linked to each other via an organic linking group,

[0176] R_{81} to R_{85} may each independently be selected from hydrogen, deuterium, —F, —Cl, —Br, —I, a hydroxyl group, a cyano group, a nitro group, an amino group, an amidino group, a hydrazine group, a hydrazone group, a carboxylic acid group or a salt thereof, a sulfonic acid group or a salt thereof, a phosphoric acid group or a salt thereof, —SF₅, a substituted or unsubstituted C_1 - C_{60} alkyl group, a substituted or unsubstituted C_2 - C_{60} alkenyl group, a substituted or unsubstituted C_2 - C_{60} alkynyl group, a substituted or unsubstituted C_1 - C_{60} alkoxy group, a substituted or unsubstituted C_3 - C_{10} cycloalkyl group, a substituted or unsubstituted C_1 - C_{10} heterocycloalkyl group, a substituted or unsubstituted C_3 - C_{10} cycloalkenyl group, a substituted or unsubstituted C_1 - C_{10} heterocycloalkenyl group, a substituted or unsubstituted C_6 - C_{60} aryl group, a substituted or unsubstituted C_6 - C_{60} aryloxy group, a substituted or unsubstituted C_6 - C_{60} arylthio group, a substituted or unsubstituted C_1 - C_{60} heteroaryl group, a substituted or unsubstituted monovalent non-aromatic condensed polycyclic group, a substituted or unsubstituted monovalent non-aromatic condensed heteropolycyclic group, —Si(Q_{81})(Q_{82})(Q_{83}), —N(Q_{84})(Q_{85}), —B(Q_{86})(Q_{87}), and —P(=O)(Q_{88})(Q_{89}),

[0177] $a81$ to $a83$ may each independently be an integer selected from 0 to 5,

[0178] wherein, when $a81$ is two or more, two or more groups R_{81} may be identical to or different from each other,

[0179] when $a82$ is two or more, two or more groups R_{82} may be identical to or different from each other,

[0180] when $a81$ is two or more, two or more neighboring groups R_{81} may be linked to form a saturated or unsaturated ring,

[0181] when $a82$ is two or more, two or more neighboring groups R_{82} may be linked to form a saturated or unsaturated ring,

[0182] * and *' in Formula 81A each independently indicate a binding site to M of Formula 81,

[0183] at least one substituent selected from the substituted C_1 - C_{60} alkyl group, the substituted C_2 - C_{60} alkenyl group, the substituted C_2 - C_{60} alkynyl group, the substituted C_1 - C_{60} alkoxy group, the substituted C_3 - C_{10} cycloalkyl group, the substituted C_1 - C_{10} heterocycloalkyl group, the substituted C_3 - C_{10} cycloalkenyl group, the substituted C_1 - C_{10} heterocycloalkenyl group, the substituted C_6 - C_{60}

aryl group, the substituted C_6-C_{60} aryloxy group, the substituted C_6-C_{60} arylthio group, the substituted C_1-C_{60} heteroaryl group, the substituted monovalent non-aromatic condensed polycyclic group, and the substituted monovalent non-aromatic condensed heteropolycyclic group may be selected from deuterium, —F, —Cl, —Br, —I, a hydroxyl group, a cyano group, a nitro group, an amino group, an amidino group, a hydrazine group, a hydrazone group, a carboxylic acid group or a salt thereof, a sulfonic acid group or a salt thereof, a phosphoric acid group or a salt thereof, a C_1-C_{60} alkyl group, a C_2-C_{60} alkenyl group, a C_2-C_{60} alkoxy group, a C_1-C_{60} alkoxy group, a C_3-C_{10} cycloalkyl group, a C_1-C_{10} heterocycloalkyl group, a C_3-C_{10} cycloalkenyl group, a C_1-C_{10} heterocycloalkenyl group, a C_6-C_{60} aryl group, a C_6-C_{60} aryloxy group, a C_6-C_{60} arylthio group, a C_1-C_{60} heteroaryl group, a monovalent non-aromatic condensed polycyclic group, a monovalent non-aromatic condensed heteropolycyclic group, and —Si(Q₉₁)(Q₉₂)(Q₉₃), and

[0184] Q₈₁ to Q₈₉ and Q₉₁ to Q₉₃ may each independently be selected from hydrogen, deuterium, a C_1-C_{60} alkyl group, a C_1-C_{60} alkoxy group, a C_3-C_{10} cycloalkyl group, a C_1-C_{10} heterocycloalkyl group, a C_3-C_{10} cycloalkenyl group, a C_1-C_{10} heterocycloalkenyl group, a C_6-C_{60} aryl group, a C_1-C_{60} heteroaryl group, a monovalent non-aromatic condensed polycyclic group, and a monovalent non-aromatic condensed heteropolycyclic group.

[0185] In various embodiments, in Formula 81A,

[0186] a₈₃ may be 1 or 2,

[0187] R₈₃ to R₈₅ may each independently be selected from:

[0188] —CH₃, —CD₃, —CD₂H, —CDH₂, —CH₂CH₃, —CH₂CD₃, —CH₂CD₂H, —CH₂CDH₂, —CHDCH₃, —CHDCH₂H, —CHDCHD₂, —CHDCHD₃, —CD₂CD₃, —CD₂CD₂H, and —CD₂CDH₂;

[0189] an n-propyl group, an iso-propyl group, an n-butyl group, an iso-butyl group, a sec-butyl group, a tert-butyl group, an n-pentyl group, an iso-pentyl group, a sec-pentyl group, a tert-pentyl group, a phenyl group, and a naphthyl group; and

[0190] an n-propyl group, an iso-propyl group, an n-butyl group, an iso-butyl group, a sec-butyl group, a tert-butyl group, an n-pentyl group, an iso-pentyl group, a sec-pentyl group, a tert-pentyl group, a phenyl group, and a naphthyl group, each substituted with at least one selected from deuterium, a C_1-C_{10} alkyl group, and a phenyl group, but embodiments are not limited thereto.

[0191] In various embodiments, in Formula 81A,

[0192] Y₈₁ may be N, Y₈₂ and Y₈₃ may each independently be C, and Y₈₄ may be N or C, and

[0193] CY₈₁ and CY₈₂ may each independently be selected from a cyclopentadiene group, a benzene group, a heptalene group, an indene group, a naphthalene group, an azulene group, a heptalene group, an indacene group, an acenaphthylene group, a fluorene group, a spiro-bifluorene group, a benzofluorene group, a dibenzofluorene group, a phenalene group, a phenanthrene group, an anthracene group, a fluoranthene group, a triphenylene group, a pyrene group, a chrysene group, a naphthacene group, a picene group, a perylene group, a pentacene group, a hexacene group, a pentaphene group, a rubicene group, a corozene group, an ovalene group, a pyrrole group, an isoindole group, an indole group, an indazole group, a pyrazole group, an imidazole group, a triazole group, an oxazole group, an

isoxazole group, an oxadiazole group, a thiazole group, an isothiazole group, a thiadiazole group, a purine group, a furan group, a thiophene group, a pyridine group, a pyrimidine group, a quinoline group, an isoquinoline group, a benzoquinoline group, a phthalazine group, a naphthyridine group, a quinoxaline group, a quinazoline group, a cinnoline group, a phenanthridine group, an acridine group, a phenanthroline group, a phenazine group, a benzimidazole group, a benzofuran group, a benzothiophene group, an isobenzothiazole group, a benzoxazole group, an isobenzoxazole group, a benzocarbazole group, a dibenzocarbazole group, an imidazopyridine group, an imidazopyrimidine group, a dibenzofuran group, a dibenzothiophene group, a dibenzothiophene sulfone group, a carbazole group, a dibenzosilol group, and a 2,3-dihydro-1H-imidazole group.

[0194] In various embodiments, in Formula 81A, Y₈₁ may be N, Y₈₂ to Y₈₄ may each independently be C, CY₈₁ may be selected from a 5-membered ring including, as a ring-forming atom, two N atoms, and CY₈₂ may be selected from a benzene group, a naphthalene group, a fluorene group, a dibenzofuran group, and a dibenzothiophene group, but embodiments are not limited thereto.

[0195] In various embodiments, in Formula 81A, Y₈₁ may be N, Y₈₂ to Y₈₄ may each independently be C, CY₈₁ may be an imidazole group or a 2,3-dihydro-1H-imidazole group, and CY₈₂ may be selected from a benzene group, a naphthalene group, a fluorene group, a dibenzofuran group, and a dibenzothiophene group, but embodiments are not limited thereto.

[0196] In various embodiments, in Formula 81A,

[0197] Y₈₁ may be N,

[0198] Y₈₂ to Y₈₄ may each independently be C,

[0199] CY₈₁ may be selected from a pyrrole group, a pyrazole group, an imidazole group, a triazole group, an oxazole group, an isoxazole group, an oxadiazole group, a thiazole group, an isothiazole group, a thiadiazole group, a pyridine group, a pyrimidine group, a quinoline group, an isoquinoline group, a benzoquinoline group, a phthalazine group, a naphthyridine group, a quinoxaline group, a quinazoline group, a cinnoline group, a benzimidazole group, an isobenzothiazole group, a benzoxazole group, and an isobenzoxazole group, and

[0200] CY₈₂ may be selected from a cyclopentadiene group, a benzene group, a naphthalene group, a fluorene group, a benzofluorene group, a dibenzofluorene group, a phenanthrene group, an anthracene group, a triphenylene group, a pyrene group, a chrysene group, a perylene group, a benzofuran group, a benzothiophene group, a benzocarbazole group, a dibenzocarbazole group, a dibenzofuran group, a dibenzothiophene group, a dibenzothiophene sulfone group, a carbazole group, and a dibenzosilol group.

[0201] In various embodiments, in Formula 81A,

[0202] R₈₁ and R₈₂ may each independently be selected from:

[0203] hydrogen, deuterium, —F, —Cl, —Br, —I, a hydroxyl group, a cyano group, a nitro group, an amino group, an amidino group, a hydrazine group, a hydrazone group, a carboxylic acid group or a salt thereof, a sulfonic acid group or a salt thereof, a phosphoric acid group or a salt thereof, —SF₅, a C_1-C_{20} alkyl group, and a C_1-C_{20} alkoxy group;

[0204] a C_1-C_{20} alkyl group and a C_1-C_{20} alkoxy group, each substituted with at least one selected from deuterium, —F, —Cl, —Br, —I, —CD₃, —CD₂H, —CDH₂, —CF₃,

—CF₂H, —CFH₂, a hydroxyl group, a cyano group, a nitro group, an amino group, an amidino group, a hydrazine group, a hydrazone group, a carboxylic acid group or a salt thereof, a sulfonic acid group or a salt thereof, a phosphoric acid group or a salt thereof, a C₁-C₁₀ alkyl group, a cyclopentyl group, a cyclohexyl group, a cycloheptyl group, a cyclooctyl group, an adamantanyl group, a norbornanyl group, a norbornenyl group, a cyclopentenyl group, a cyclohexenyl group, a cycloheptenyl group, a phenyl group, a naphthyl group, a pyridinyl group, and a pyrimidinyl group;

[0205] a cyclopentyl group, a cyclohexyl group, a cycloheptyl group, a cyclooctyl group, an adamantanyl group, a norbornanyl group, a norbornenyl group, a cyclopentenyl group, a cyclohexenyl group, a cycloheptenyl group, a phenyl group, a naphthyl group, a fluorenyl group, a phenanthrenyl group, an anthracenyl group, a fluoranthenyl group, a triphenylenyl group, a pyrenyl group, a chrysenyl group, a pyrrolyl group, a thiophenyl group, a furanyl group, an imidazolyl group, a pyrazolyl group, a thiazolyl group, an isothiazolyl group, an oxazolyl group, an isoxazolyl group, a pyridinyl group, a pyrazinyl group, a pyrimidinyl group, a pyridazinyl group, an isoindolyl group, an indolyl group, an indazolyl group, a purinyl group, a quinolinyl group, an isoquinolinyl group, a benzoquinolinyl group, a quinoxalinyl group, a quinazoliny group, a cinnolinyl group, a carbazolyl group, a phenanthrolinyl group, a benzimidazolyl group, a benzofuranly group, a benzothiophenyl group, an isobenzothiazolyl group, a benzoxazolyl group, an isobenzoxazolyl group, a triazolyl group, a tetrazolyl group, an oxadiazolyl group, a triazinyl group, a dibenzofuranly group, a dibenzothiophenyl group, a benzocarbazolyl group, a dibenzocarbazolyl group, an imidazopyridinyl group, and an imidazopyrimidinyl group;

[0206] a cyclopentyl group, a cyclohexyl group, a cycloheptyl group, a cyclooctyl group, an adamantanyl group, a norbornanyl group, a norbornenyl group, a cyclopentenyl group, a cyclohexenyl group, a cycloheptenyl group, a phenyl group, a naphthyl group, a fluorenyl group, a phenanthrenyl group, an anthracenyl group, a fluoranthenyl group, a triphenylenyl group, a pyrenyl group, a chrysenyl group, a pyrrolyl group, a thiophenyl group, a furanyl group, an imidazolyl group, a pyrazolyl group, a thiazolyl group, an isothiazolyl group, an oxazolyl group, an isoxazolyl group, a pyridinyl group, a pyrazinyl group, a pyrimidinyl group, a pyridazinyl group, an isoindolyl group, an indolyl group, an indazolyl group, a purinyl group, a quinolinyl group, an isoquinolinyl group, a benzoquinolinyl group, a quinoxalinyl group, a quinazoliny group, a cinnolinyl group, a carbazolyl group, a phenanthrolinyl group, a benzimidazolyl group, a benzofuranly group, a benzothiophenyl group, an isobenzothiazolyl group, a benzoxazolyl group, an isobenzoxazolyl group, a triazolyl group, a tetrazolyl group, an oxadiazolyl group, a triazinyl group, a dibenzofuranly group, a dibenzothiophenyl group, a benzocarbazolyl group, a dibenzocarbazolyl group, an imidazopyridinyl group, and an imidazopyrimidinyl group, each substituted with at least one selected from deuterium, —F, —Cl, —Br, —I, —CD₃, —CD₂H, —CDH₂, —CF₃, —CF₂H, —CFH₂, a hydroxyl group, a cyano group, a nitro group, an amino group, an amidino group, a hydrazine group, a hydrazone group, a carboxylic acid group or a salt thereof, a sulfonic acid group or a salt thereof, a phosphoric acid group or a salt thereof, a C₁-C₂₀ alkyl group, a C₁-C₂₀ alkoxy group, a cyclopentyl group, a cyclohexyl group, a cycloheptyl group, a cyclooctyl

group, an adamantanyl group, a norbornanyl group, a norbornenyl group, a cyclopentenyl group, a cyclohexenyl group, a cycloheptenyl group, a phenyl group, a naphthyl group, a fluorenyl group, a phenanthrenyl group, an anthracenyl group, a fluoranthenyl group, a triphenylenyl group, a pyrenyl group, a chrysenyl group, a pyrrolyl group, a thiophenyl group, a furanyl group, an imidazolyl group, a pyrazolyl group, a thiazolyl group, an isothiazolyl group, an oxazolyl group, an isoxazolyl group, a pyridinyl group, a pyrazinyl group, a pyrimidinyl group, a pyridazinyl group, an isoindolyl group, an indolyl group, an indazolyl group, a purinyl group, a quinolinyl group, an isoquinolinyl group, a benzoquinolinyl group, a quinoxalinyl group, a quinazoliny group, a cinnolinyl group, a carbazolyl group, a phenanthrolinyl group, a benzimidazolyl group, a benzofuranly group, a benzothiophenyl group, an isobenzothiazolyl group, a benzoxazolyl group, an isobenzoxazolyl group, a triazolyl group, a tetrazolyl group, an oxadiazolyl group, a triazinyl group, a dibenzofuranly group, a dibenzothiophenyl group, a benzocarbazolyl group, a dibenzocarbazolyl group, an imidazopyridinyl group, and an imidazopyrimidinyl group; and

[0207] —B(Q₈₆)(Q₈₇), and —P(=O)(Q₈₈)(Q₈₉), and

[0208] Q₈₆ to Q₈₉ may each independently be selected from:

[0209] —CH₃, —CD₃, —CD₂H, —CDH₂, —CH₂CH₃, —CH₂CD₃, —CH₂CD₂H, —CH₂CDH₂, —CHDCH₃, —CHDCD₂H, —CHDCDH₂, —CHDCD₃, —CD₂CD₃, —CD₂CD₂H, and —CD₂CDH₂;

[0210] an n-propyl group, an iso-propyl group, an n-butyl group, an iso-butyl group, a sec-butyl group, a tert-butyl group, an n-pentyl group, an iso-pentyl group, a sec-pentyl group, a tert-pentyl group, a phenyl group, and a naphthyl group; and

[0211] an n-propyl group, an iso-propyl group, an n-butyl group, an iso-butyl group, a sec-butyl group, a tert-butyl group, an n-pentyl group, an iso-pentyl group, a sec-pentyl group, a tert-pentyl group, a phenyl group, and a naphthyl group, each substituted with at least one selected from deuterium, a C₁-C₁₀ alkyl group, and a phenyl group.

[0212] In various embodiments, in Formula 81A, R₈₁ and R₈₂ may each independently be selected from:

[0213] hydrogen, deuterium, —F, a cyano group, a nitro group, —SF₅, a methyl group, an ethyl group, an n-propyl group, an iso-propyl group, an n-butyl group, an iso-butyl group, a sec-butyl group, a tert-butyl group, an n-pentyl group, an iso-pentyl group, a sec-pentyl group, a tert-pentyl group, an n-hexyl group, an iso-hexyl group, a sec-hexyl group, a tert-hexyl group, an n-heptyl group, an iso-heptyl group, a sec-heptyl group, a tert-heptyl group, an n-octyl group, an iso-octyl group, a sec-octyl group, a tert-octyl group, an n-nonyl group, an iso-nonyl group, a sec-nonyl group, a tert-nonyl group, an n-decyl group, an iso-decyl group, a sec-decyl group, a tert-decyl group, a methoxy group, an ethoxy group, a propoxy group, a butoxy group, a pentoxy group, a cyclopentyl group, a cyclohexyl group, a cycloheptyl group, a cyclooctyl group, an adamantanyl group, a norbornanyl group, a norbornenyl group, a cyclopentenyl group, a cyclohexenyl group, a cycloheptenyl group, a phenyl group, a naphthyl group, a pyridinyl group, and a pyrimidinyl group;

[0214] a methyl group, an ethyl group, an n-propyl group, an iso-propyl group, an n-butyl group, an iso-butyl group, a sec-butyl group, a tert-butyl group, an n-pentyl group, an

iso-pentyl group, a sec-pentyl group, a tert-pentyl group, an n-hexyl group, an iso-hexyl group, a sec-hexyl group, a tert-hexyl group, an n-heptyl group, an iso-heptyl group, a sec-heptyl group, a tert-heptyl group, an n-octyl group, an iso-octyl group, a sec-octyl group, a tert-octyl group, an n-nonyl group, an iso-nonyl group, a sec-nonyl group, a tert-nonyl group, an n-decyl group, an iso-decyl group, a sec-decyl group, a tert-decyl group, a methoxy group, an ethoxy group, a propoxy group, a butoxy group, a pentoxy group, a cyclopentyl group, a cyclohexyl group, a cycloheptyl group, a cyclooctyl group, an adamantanyl group, a norbornanyl group, a norbornenyl group, a cyclopentenyl group, a cyclohexenyl group, a cycloheptenyl group, a phenyl group, a naphthyl group, a pyridinyl group, and a pyrimidinyl group, each substituted with at least one selected from deuterium, —F, —CD₃, —CD₂H, —CDH₂, —CF₃, —CF₂H, —CFH₂, a cyano group, a nitro group, a C₁-C₁₀ alkyl group, a C₁-C₁₀ alkoxy group, a cyclopentyl group, a cyclohexyl group, a cycloheptyl group, a cyclooctyl group, an adamantanyl group, a norbornanyl group, a norbornenyl group, a cyclopentenyl group, a cyclohexenyl group, a cycloheptenyl group, a phenyl group, a naphthyl group, a pyridinyl group, and a pyrimidinyl group; and

[0215] —B(Q₈₆)(Q₈₇) and —P(=O)(Q₈₈)(Q₈₉), and

[0216] Q₈₆ to Q₈₉ may each independently be selected from:

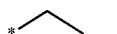
[0217] —CH₃, —CD₃, —CD₂H, —CDH₂, —CH₂CH₃, —CH₂CD₃, —CH₂CD₂H, —CH₂CDH₂, —CHDC₂H₃, —CHDCD₂H, —CHDCDH₂, —CHDCD₃, —CD₂CD₃, —CD₂CD₂H, and —CD₂CDH₂;

[0218] an n-propyl group, an iso-propyl group, an n-butyl group, an iso-butyl group, a sec-butyl group, a tert-butyl group, an n-pentyl group, an iso-pentyl group, a sec-pentyl group, a tert-pentyl group, a phenyl group, and a naphthyl group; and

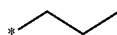
[0219] an n-propyl group, an iso-propyl group, an n-butyl group, an iso-butyl group, a sec-butyl group, a tert-butyl group, an n-pentyl group, an iso-pentyl group, a sec-pentyl group, a tert-pentyl group, a phenyl group, and a naphthyl group, each substituted with at least one selected from deuterium, a C₁-C₁₀ alkyl group, and a phenyl group.

[0220] In various embodiments, in Formula 81A, R₈₁ and R₈₂ may each independently be selected from hydrogen, deuterium, —F, a cyano group, a nitro group, —SF₅, —CH₃, —CD₃, —CD₂H, —CDH₂, —CF₃, —CF₂H, —CFH₂, groups represented by Formulae 9-1 to 9-19, and groups represented by Formulae 10-1 to 10-30, but embodiments are not limited thereto:

-continued



Formula 9-1



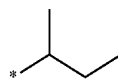
Formula 9-2



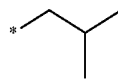
Formula 9-3



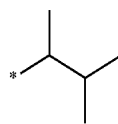
Formula 9-4



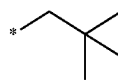
Formula 9-5



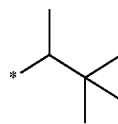
Formula 9-6



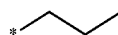
Formula 9-7



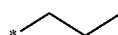
Formula 9-8



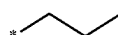
Formula 9-9



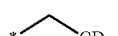
Formula 9-10



Formula 9-11



Formula 9-12



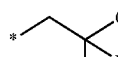
Formula 9-13



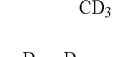
Formula 9-14



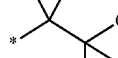
Formula 9-15




Formula 9-16



Formula 9-17



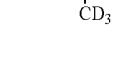
Formula 9-18



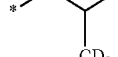
Formula 9-19



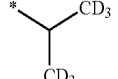
Formula 10-1



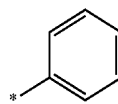
Formula 9-18



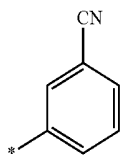
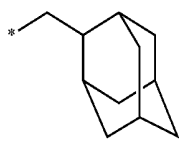
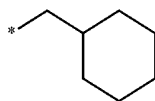
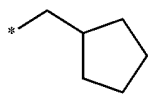
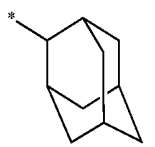
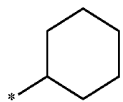
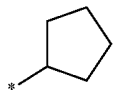
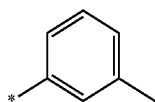
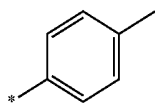
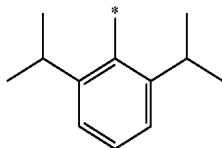
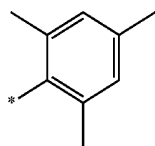
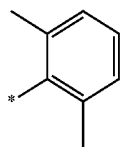
Formula 9-19



Formula 10-1

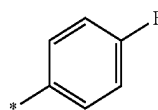


-continued

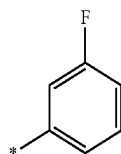


-continued

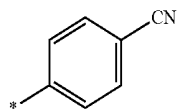
Formula 10-2



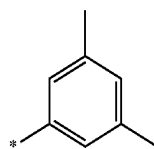
Formula 10-3



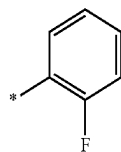
Formula 10-4



Formula 10-5

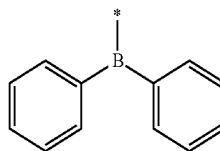


Formula 10-6

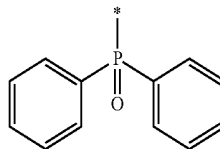


Formula 10-7

Formula 10-8

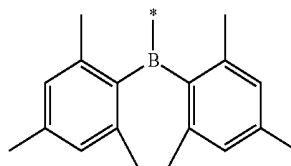


Formula 10-9

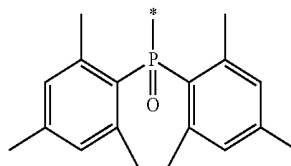


Formula 10-10

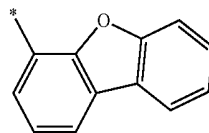
Formula 10-11



Formula 10-12



Formula 10-13



Formula 10-14

Formula 10-15

Formula 10-16

Formula 10-17

Formula 10-18

Formula 10-19

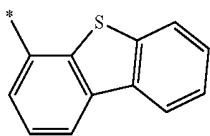
Formula 10-20

Formula 10-21

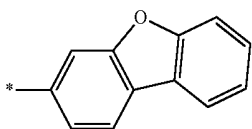
Formula 10-22

Formula 10-23

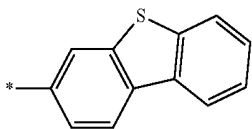
-continued



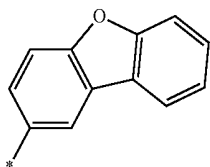
Formula 10-24



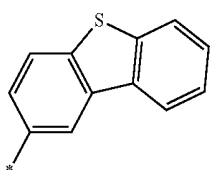
Formula 10-25



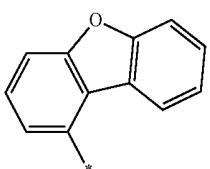
Formula 10-26



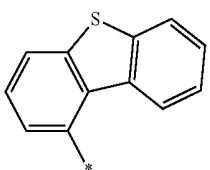
Formula 10-27



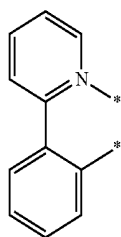
Formula 10-28



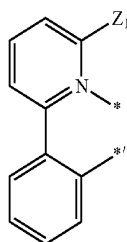
Formula 10-29



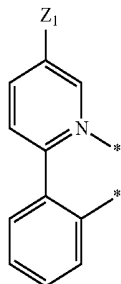
Formula 10-30



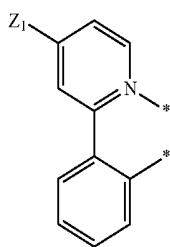
Formula 3-1(1)



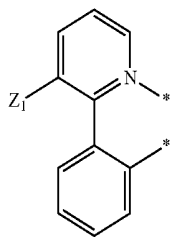
Formula 3-1(2)



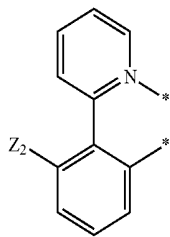
Formula 3-1(3)



Formula 3-1(4)



Formula 3-1(5)



Formula 3-1(6)

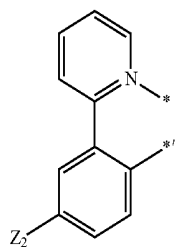
[0221] In Formulae 9-1 to 9-19 and 10-1 to 10-30, * indicates a binding site to a neighboring atom.

[0222] In various embodiments, in Formula 81A, the sum of a₈₁ and a₈₂ may be 1 or greater, wherein at least one selected from R₈₁ in the number of a₈₁ and R₈₂ in the number of a₈₂ may be a cyano group.

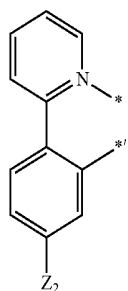
[0223] In various embodiments, in Formula 81A, a₈₂ may be one or more, wherein at least one selected from R₈₂ in the number of a₈₂ may be a cyano group.

[0224] In various embodiments, in Formula 81A, at least one selected from R₈₁ in the number of a₈₁ and R₈₂ in the number of a₈₂ may be deuterium. In various embodiments, in Formula 81, L₈₂ may be selected from ligands represented by Formulae 3-1(1) to 3-1(60), 3-1(61) to 3-1(69), 3-1(71) to 3-1(79), 3-1(81) to 3-1(88), 3-1(91) to 3-1(98), and 3-1(101) to 3-1(114):

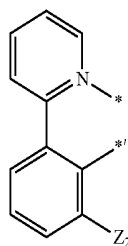
-continued



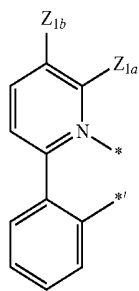
Formula 3-1(7)



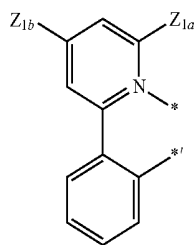
Formula 3-1(8)



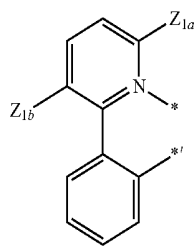
Formula 3-1(9)



Formula 3-1(10)

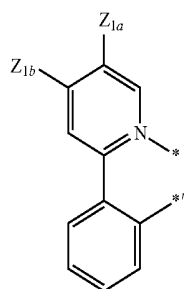


Formula 3-1(11)

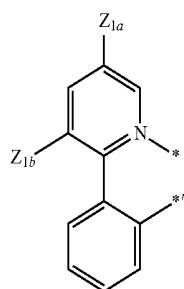


Formula 3-1(12)

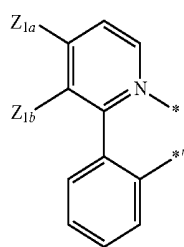
-continued



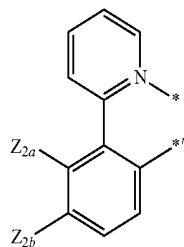
Formula 3-1(13)



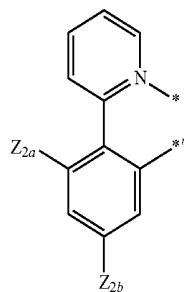
Formula 3-1(14)



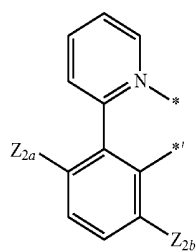
Formula 3-1(15)



Formula 3-1(16)

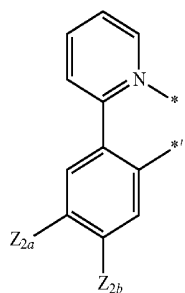


Formula 3-1(17)



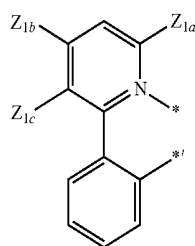
Formula 3-1(18)

-continued



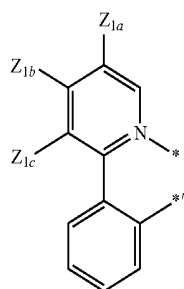
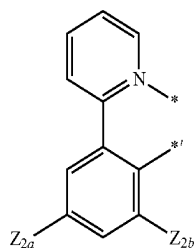
Formula 3-1(19)

-continued



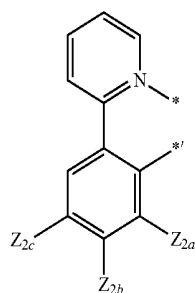
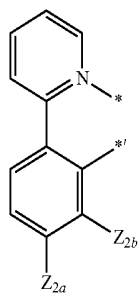
Formula 3-1(24)

Formula 3-1(20)



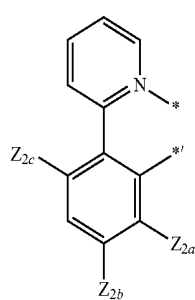
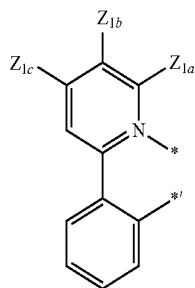
Formula 3-1(25)

Formula 3-1(21)



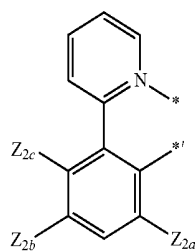
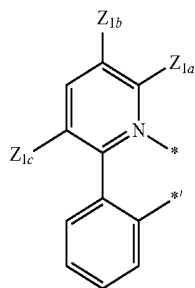
Formula 3-1(26)

Formula 3-1(22)



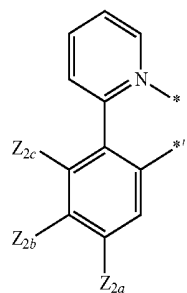
Formula 3-1(27)

Formula 3-1(23)



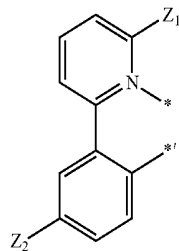
Formula 3-1(28)

-continued

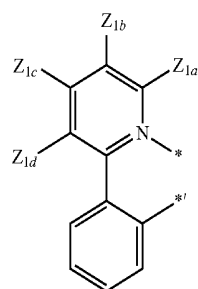


Formula 3-1(29)

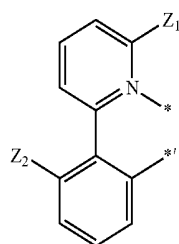
-continued



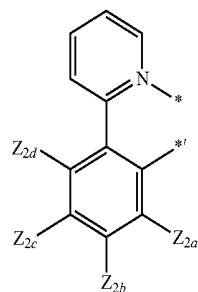
Formula 3-1(34)



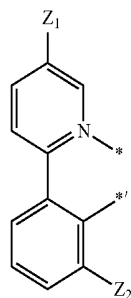
Formula 3-1(30)



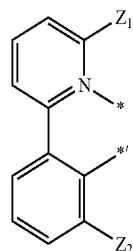
Formula 3-1(35)



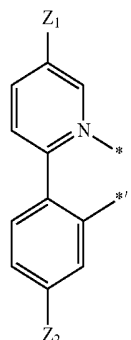
Formula 3-1(31)



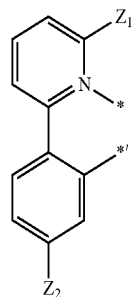
Formula 3-1(36)



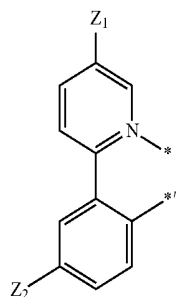
Formula 3-1(32)



Formula 3-1(37)

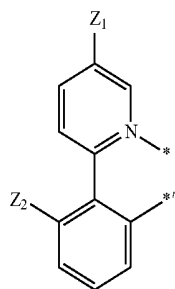


Formula 3-1(33)

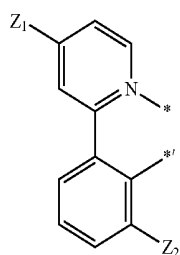


Formula 3-1(38)

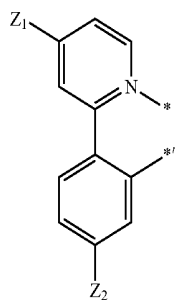
-continued



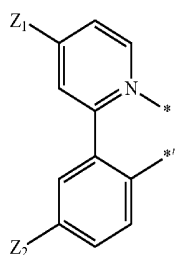
Formula 3-1(39)



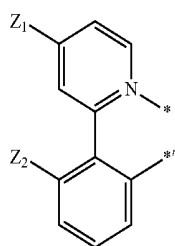
Formula 3-1(40)



Formula 3-1(41)

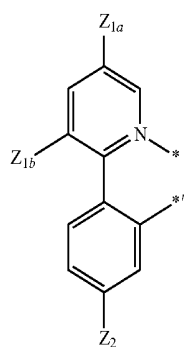


Formula 3-1(42)

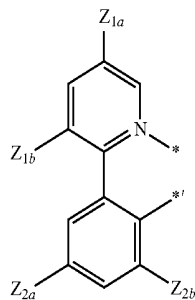


Formula 3-1(43)

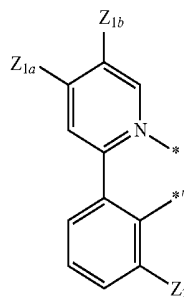
-continued



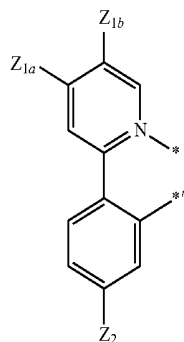
Formula 3-1(44)



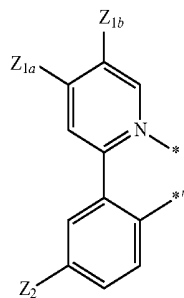
Formula 3-1(45)



Formula 3-1(46)

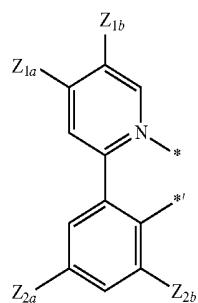


Formula 3-1(47)

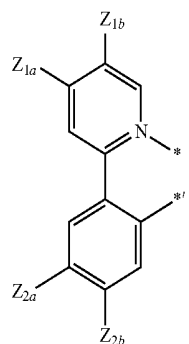


Formula 3-1(48)

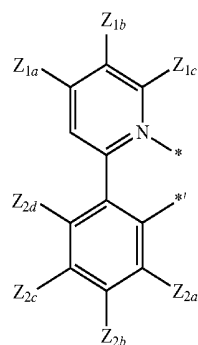
-continued



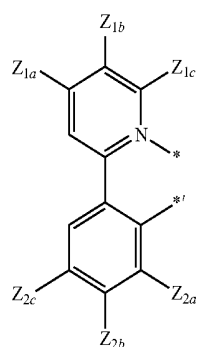
Formula 3-1(49)



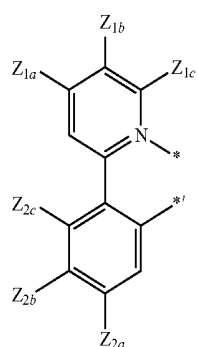
Formula 3-1(50)



Formula 3-1(51)

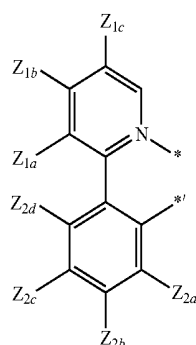


Formula 3-1(52)

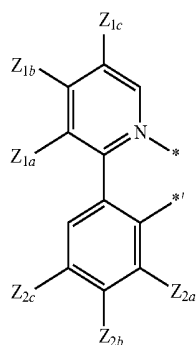


Formula 3-1(53)

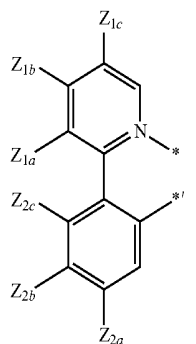
-continued



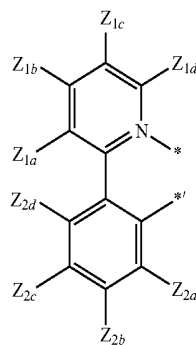
Formula 3-1(54)



Formula 3-1(55)

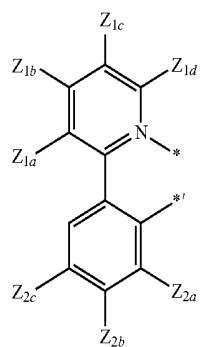


Formula 3-1(56)



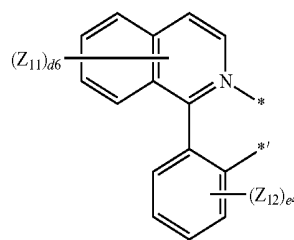
Formula 3-1(57)

-continued



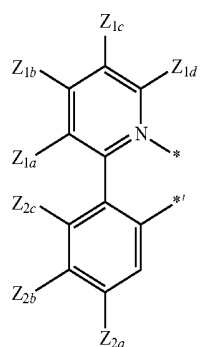
Formula 3-1(58)

-continued

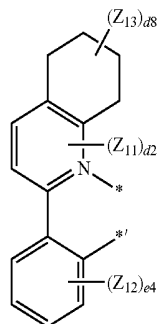


Formula 3-1(63)

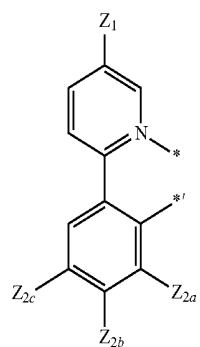
Formula 3-1(59)



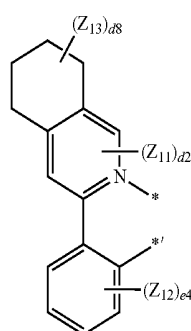
Formula 3-1(64)



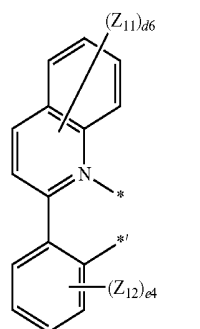
Formula 3-1(60)



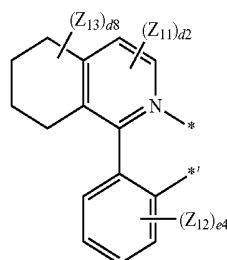
Formula 3-1(65)



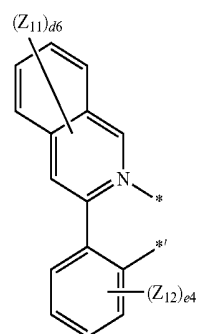
Formula 3-1(61)



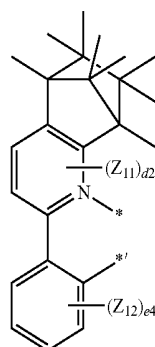
Formula 3-1(66)



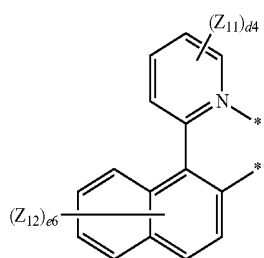
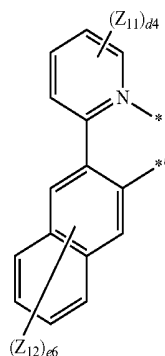
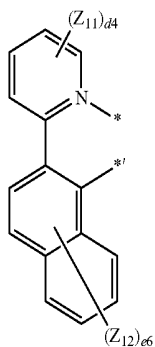
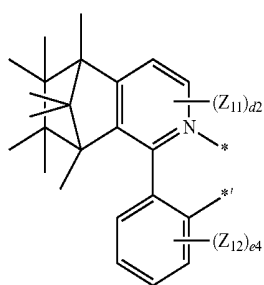
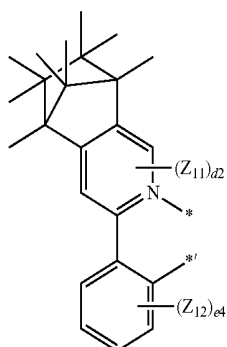
Formula 3-1(62)



Formula 3-1(67)



-continued



Formula 3-1(68)

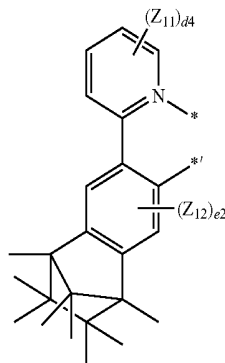
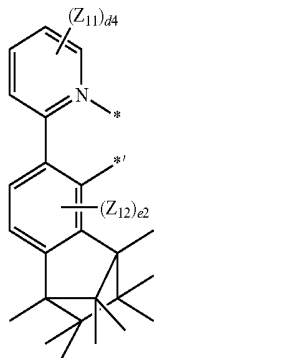
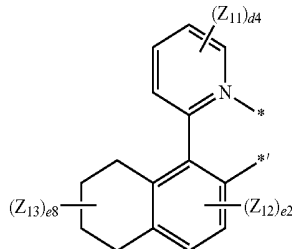
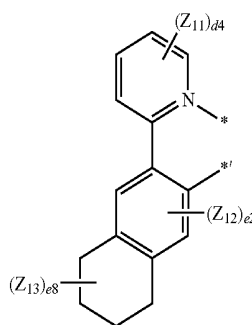
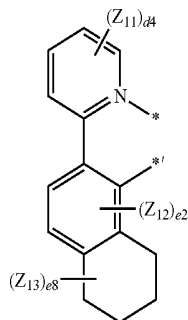
Formula 3-1(69)

Formula 3-1(70)

Formula 3-1(71)

Formula 3-1(72)

-continued



Formula 3-1(73)

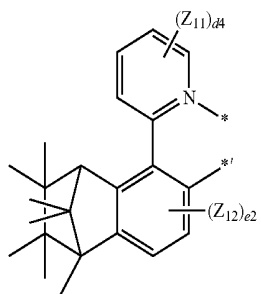
Formula 3-1(74)

Formula 3-1(75)

Formula 3-1(76)

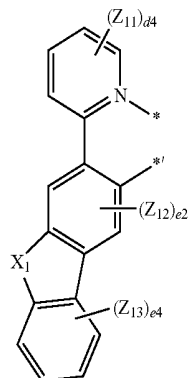
Formula 3-1(77)

-continued



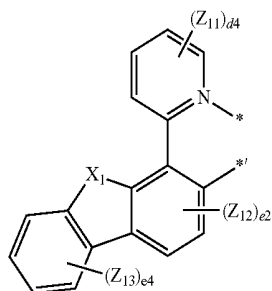
Formula 3-1(79)

-continued



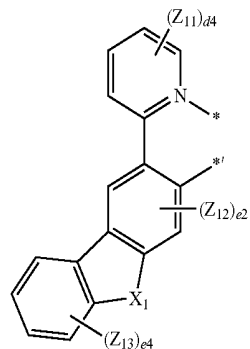
Formula 3-1(85)

Formula 3-1(81)

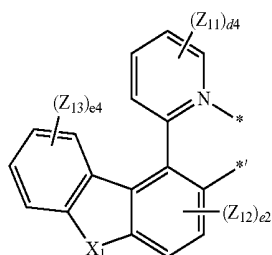


Formula 3-1(86)

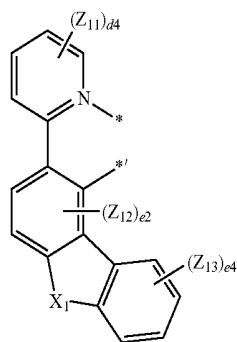
Formula 3-1(82)



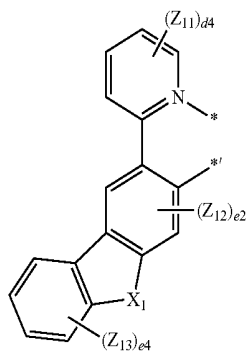
Formula 3-1(83)



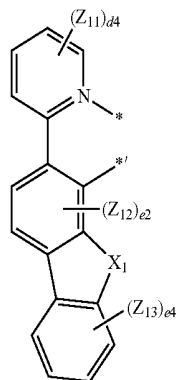
Formula 3-1(87)



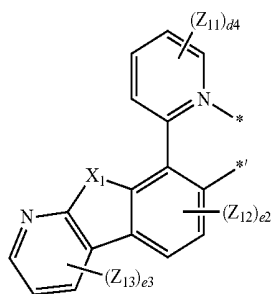
Formula 3-1(84)



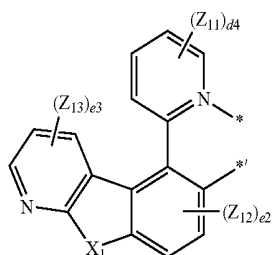
Formula 3-1(88)



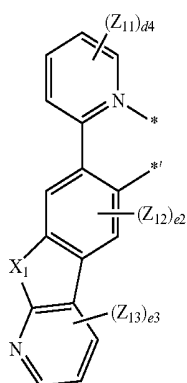
-continued



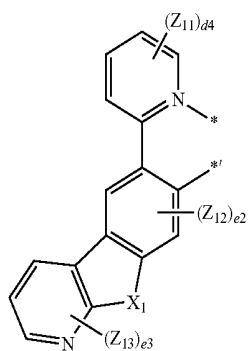
Formula 3-1(91)



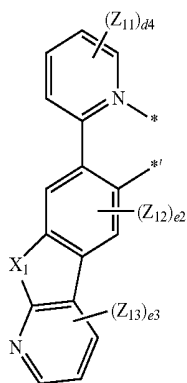
Formula 3-1(92)



Formula 3-1(93)

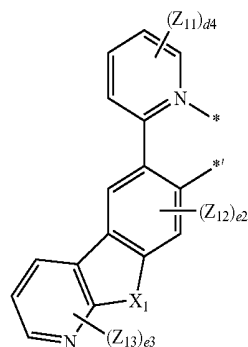


Formula 3-1(94)

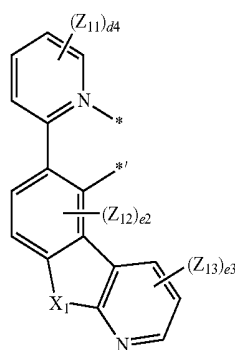


Formula 3-1(95)

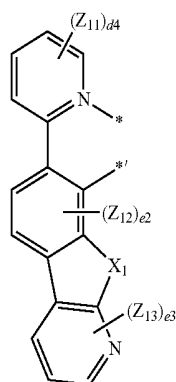
-continued



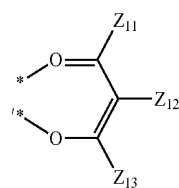
Formula 3-1(96)



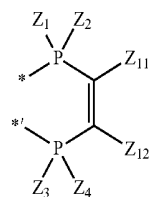
Formula 3-1(97)



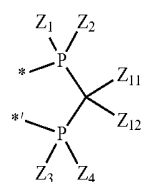
Formula 3-1(98)



Formula 3-1(101)

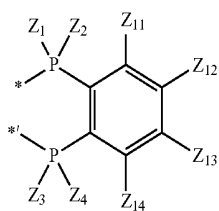


Formula 3-1(102)

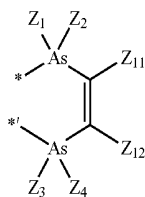


Formula 3-1(103)

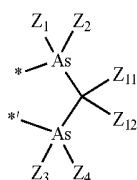
-continued



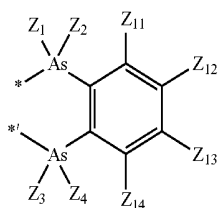
Formula 3-1(104)



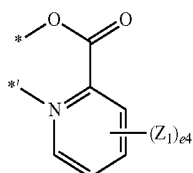
Formula 3-1(105)



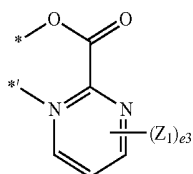
Formula 3-1(106)



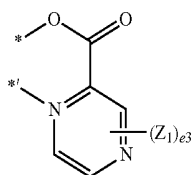
Formula 3-1(107)



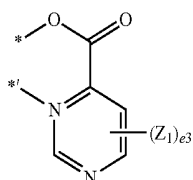
Formula 3-1(108)



Formula 3-1(109)

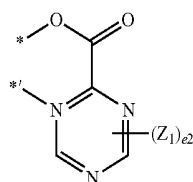


Formula 3-1(110)

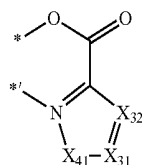


Formula 3-1(111)

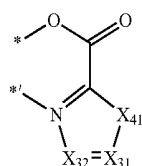
-continued



Formula 3-1(112)



Formula 3-1(113)



Formula 3-1(114)

[0225] In Formulae 3-1(1) to 3-1(60), 3-1(61) to 3-1(69), 3-1(71) to 3-1(79), 3-1(81) to 3-1(88), 3-1(91) to 3-1(98), and 3-1(101) to 3-1(114),

[0226] X_1 may be O, S, $C(Z_{21})(Z_{22})$, or $N(Z_{23})$,

[0227] X_{31} may be N or $C(Z_{1a})$,

[0228] X_{32} may be N or $C(Z_{1b})$,

[0229] X_{41} may be O, S, $N(Z_{1a})$, or $C(Z_{1a})(Z_{1b})$,

[0230] Z_1 to Z_4 , Z_{1a} , Z_{1b} , Z_{1c} , Z_{1d} , Z_{2a} , Z_{2b} , Z_{2c} , Z_{2d} , Z_{11} to Z_{14} , and Z_{21} to Z_{23} may each independently be selected from:

[0231] hydrogen, deuterium, $-F$, $-Cl$, $-Br$, $-I$, a hydroxyl group, a cyano group, a nitro group, an amino group, an amidino group, a hydrazine group, a hydrazone group, a carboxylic acid group or a salt thereof, a sulfonic acid group or a salt thereof, a phosphoric acid group or a salt thereof, $-SF_5$, a C_1 - C_{20} alkyl group, and a C_1 - C_{20} alkoxy group;

[0232] a C_1 - C_{20} alkyl group and a C_1 - C_{20} alkoxy group, each substituted with at least one selected from deuterium, $-F$, $-Cl$, $-Br$, $-I$, $-CD_3$, $-CD_2H$, $-CDH_2$, $-CF_3$, $-CF_2H$, $-CFH_2$, a hydroxyl group, a cyano group, a nitro group, an amino group, an amidino group, a hydrazine group, a hydrazone group, a carboxylic acid group or a salt thereof, a sulfonic acid group or a salt thereof, a phosphoric acid group or a salt thereof, a C_1 - C_{10} alkyl group, a cyclopentyl group, a cyclohexyl group, a cycloheptyl group, a cyclooctyl group, an adamantanyl group, a norbornanyl group, a norbornenyl group, a cyclopentenyl group, a cyclohexenyl group, a cycloheptenyl group, a phenyl group, a naphthyl group, a pyridinyl group, and a pyrimidinyl group;

[0233] a cyclopentyl group, a cyclohexyl group, a cycloheptyl group, a cyclooctyl group, an adamantanyl group, a norbornanyl group, a norbornenyl group, a cyclopentenyl group, a cyclohexenyl group, a cycloheptenyl group, a phenyl group, a naphthyl group, a fluorenyl group, a phenanthrenyl group, an anthracenyl group, a fluoranthenyl group, a triphenylenyl group, a pyrenyl group, a chrysenyl group, a pyrrolyl group, a thiophenyl group, a furanyl group, an imidazolyl group, a pyrazolyl group, a thiazolyl group, an isothiazolyl group, an oxazolyl group, an isoxazolyl group, a pyridinyl group, a pyrazinyl group, a pyrimidinyl group, a

pyridazinyl group, an isoindolyl group, an indolyl group, an indazolyl group, a purinyl group, a quinoliny group, an isoquinoliny group, a benzoquinoliny group, a quinoxaliny group, a quinazoliny group, a cinnoliny group, a carbazolyl group, a phenanthroliny group, a benzimidazolyl group, a benzofuranyl group, a benzothiophenyl group, an isobenzothiazolyl group, a benzoxazolyl group, an isobenzoxazolyl group, a triazolyl group, a tetrazolyl group, an oxadiazolyl group, a triazinyl group, a dibenzofuranyl group, a dibenzothiophenyl group, a benzocarbazolyl group, a dibenzocarbazolyl group, an imidazopyridinyl group, and an imidazopyrimidinyl group;

[0234] a cyclopentyl group, a cyclohexyl group, a cycloheptyl group, a cyclooctyl group, an adamantanyl group, a norbornanyl group, a norbornenyl group, a cyclopentenyl group, a cyclohexenyl group, a cycloheptenyl group, a phenyl group, a naphthyl group, a fluorenyl group, a phenanthrenyl group, an anthracenyl group, a fluoranthenyl group, a triphenylenyl group, a pyrenyl group, a chrysenyl group, a pyrrolyl group, a thiophenyl group, a furanyl group, an imidazolyl group, a pyrazolyl group, a thiazolyl group, an isothiazolyl group, an oxazolyl group, an isoxazolyl group, a pyridinyl group, a pyrazinyl group, a pyrimidinyl group, a pyridazinyl group, an isoindolyl group, an indolyl group, an indazolyl group, a purinyl group, a quinoliny group, an isoquinoliny group, a benzoquinoliny group, a quinoxaliny group, a quinazoliny group, a cinnoliny group, a carbazolyl group, a phenanthroliny group, a benzimidazolyl group, a benzofuranyl group, a benzothiophenyl group, an isobenzothiazolyl group, a benzoxazolyl group, an isobenzoxazolyl group, a triazolyl group, a tetrazolyl group, an oxadiazolyl group, a triazinyl group, a dibenzofuranyl group, a dibenzothiophenyl group, a benzocarbazolyl group, a dibenzocarbazolyl group, an imidazopyridinyl group, and an imidazopyrimidinyl group, each substituted with at least one selected from deuterium, —F, —Cl, —Br, —I, —CD₃, —CD₂H, —CDH₂, —CF₃, —CF₂H, —CFH₂, a hydroxyl group, a cyano group, a nitro group, an amino group, an amidino group, a hydrazine group, a hydrazone group, a carboxylic acid group or a salt thereof, a sulfonic acid group or a salt thereof, a phosphoric acid group or a salt thereof, a C₁-C₂₀ alkyl group, a C₁-C₂₀ alkoxy group, a cyclopentyl group, a cyclohexyl group, a cycloheptyl group, a cyclooctyl group, an adamantanyl group, a norbornanyl group, a norbornenyl group, a cyclopentenyl group, a cyclohexenyl group, a cycloheptenyl group, a phenyl group, a naphthyl group, a fluorenyl group, a phenanthrenyl group, an anthracenyl group, a fluoranthenyl group, a triphenylenyl group, a pyrenyl group, a chrysenyl group, a pyrrolyl group, a thiophenyl group, a furanyl group, an imidazolyl group, a pyrazolyl group, a thiazolyl group, an isothiazolyl group, an oxazolyl group, an isoxazolyl group, a pyridinyl group, a pyrazinyl group, a pyrimidinyl group, a pyridazinyl group, an isoindolyl group, an indolyl group, an indazolyl group, a purinyl group, a quinoliny group, an isoquinoliny group, a benzoquinoliny group, a quinoxaliny group, a quinazoliny group, a cinnoliny group, a carbazolyl group, a phenanthroliny group, a benzimidazolyl group, a benzofuranyl group, a benzothiophenyl group, an isobenzothiazolyl group, a benzoxazolyl group, an isobenzoxazolyl group, a triazolyl group, a tetrazolyl group, an oxadiazolyl group, a triazinyl group, a dibenzofuranyl group, a dibenzothiophe-

nyl group, a benzocarbazolyl group, a dibenzocarbazolyl group, an imidazopyridinyl group, and an imidazopyrimidinyl group; and

[0235] —B(Q₈₆)(Q₈₇) and —P(=O)(Q₈₈)(Q₈₉),

[0236] Q₈₆ to Q₈₉ may each independently be selected from:

[0237] —CH₃, —CD₃, —CD₂H, —CDH₂, —CH₂CH₃, —CH₂CD₃, —CH₂CD₂H, —CH₂CDH₂, —CHDCH₃, —CHDCD₂H, —CHDCDH₂, —CHD₂CD₃, —CD₂CD₃, —CD₂CD₂H, and —CD₂CDH₂;

[0238] an n-propyl group, an iso-propyl group, an n-butyl group, an iso-butyl group, a sec-butyl group, a tert-butyl group, an n-pentyl group, an iso-pentyl group, a sec-pentyl group, a tert-pentyl group, a phenyl group, and a naphthyl group; and

[0239] an n-propyl group, an iso-propyl group, an n-butyl group, an iso-butyl group, a sec-butyl group, a tert-butyl group, an n-pentyl group, an iso-pentyl group, a sec-pentyl group, a tert-pentyl group, a phenyl group, and a naphthyl group, each substituted with at least one selected from deuterium, a C₁-C₁₀ alkyl group, and a phenyl group,

[0240] d2 and e2 may each independently be 0 or 2,

[0241] e3 may be an integer selected from 0 to 3,

[0242] d4 and e4 may each independently be an integer selected from 0 to 4,

[0243] d6 and e6 may each independently be an integer selected from 0 to 6,

[0244] d8 and e8 may each independently be an integer selected from 0 to 8, and

[0245] * and *' each indicate a binding site to M of Formula 1.

[0246] For example, Z₁ to Z₄, Z_{1a}, Z_{1b}, Z_{1c}, Z_{1d}, Z_{2a}, Z_{2b}, Z_{2c}, Z_{2d}, Z₁₁ to Z₁₄, and Z₂₁ to Z₂₃ may each independently be selected from hydrogen, deuterium, —F, a cyano group, a nitro group, —SF₅, —CH₃, —CD₃, —CD₂H, —CDH₂, —CF₃, —CF₂H, —CFH₂, groups represented by Formulae 9-1 to 9-19, and groups represented by Formulae 10-1 to 10-30, but embodiments are not limited thereto.

[0247] In various embodiments, in Formula 81,

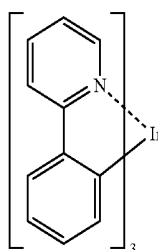
[0248] M may be Ir, and the sum of n81 and n82 may be 3; or

[0249] M may be Pt, and the sum of n81 and n82 may be 2.

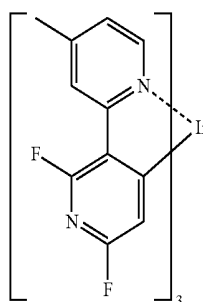
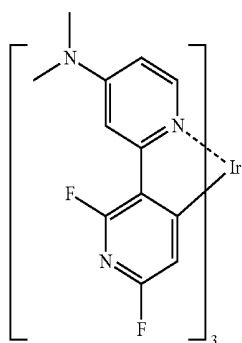
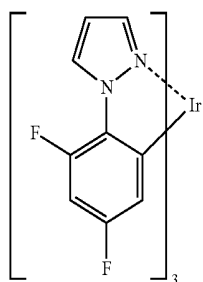
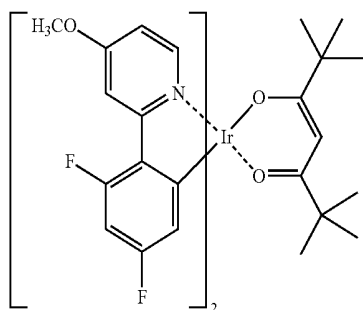
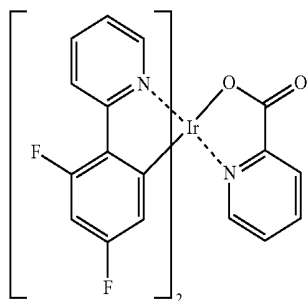
[0250] In various embodiments, the organometallic compound represented by Formula 81 may be an electrically neutral compound, rather than a salt consisting of a pair of a cation and an anion.

[0251] The phosphorescent dopant may include at least one selected from Compounds PD1 to PD79 and FIr6, but embodiments are not limited thereto:

Pd1

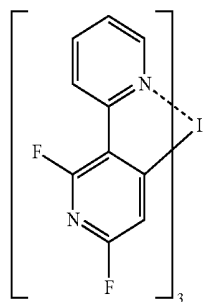


-continued



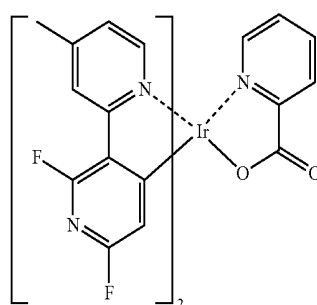
-continued

Pd2



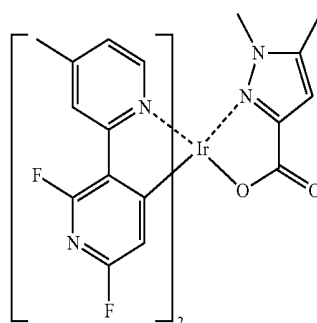
PD7

PD3



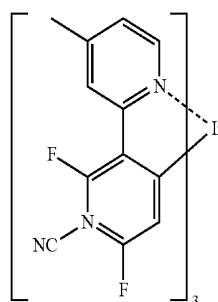
PD8

PD4



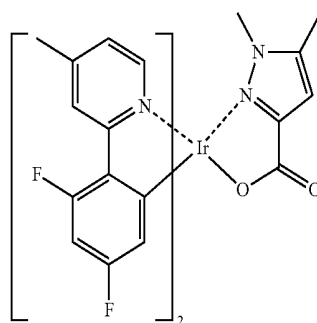
PD9

PD5



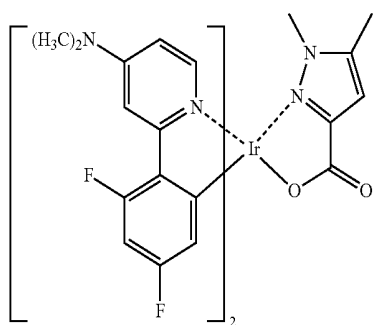
PD10

PD6



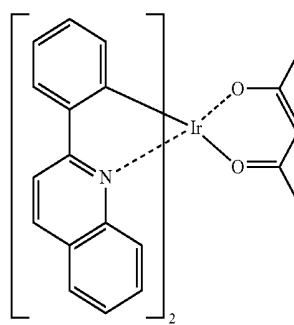
PD11

-continued

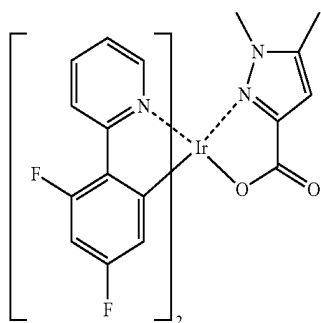


PD12

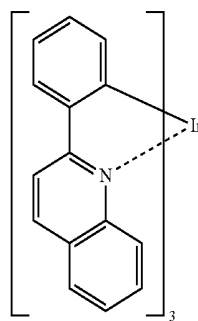
-continued



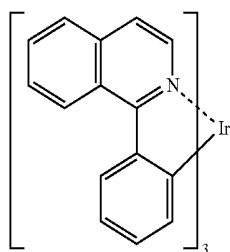
PD17



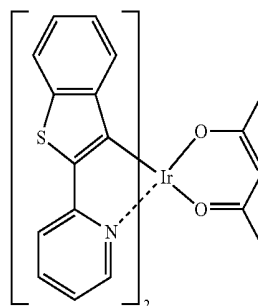
PD13



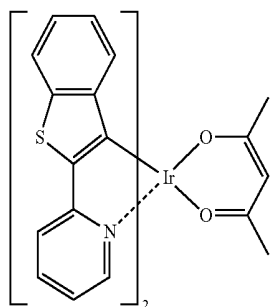
PD18



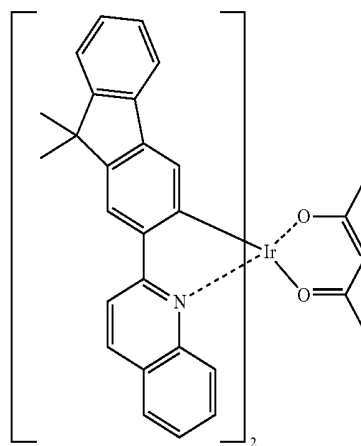
PD14



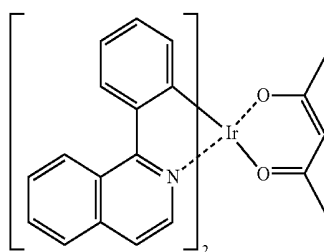
PD19



PD15

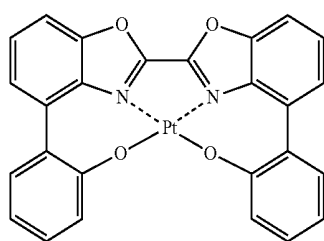
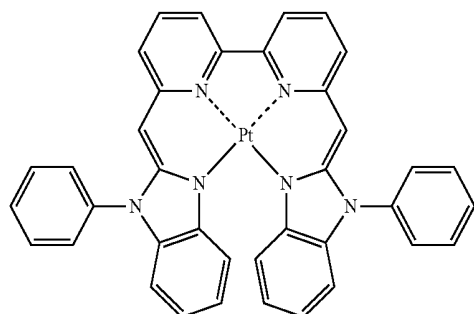
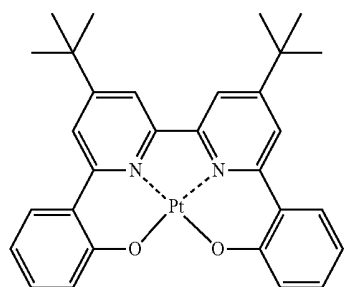
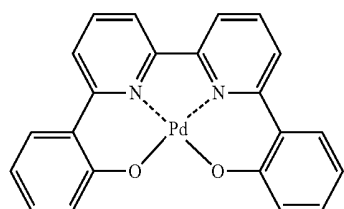
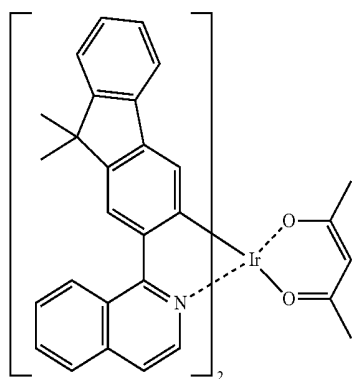


PD20



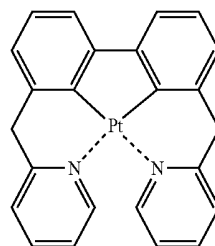
PD16

-continued



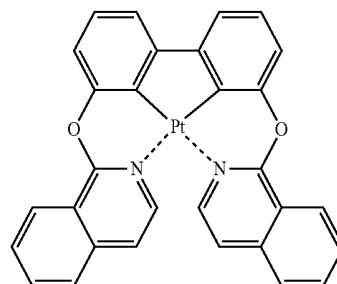
-continued

PD21



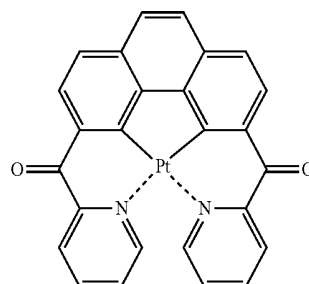
PD26

PD22



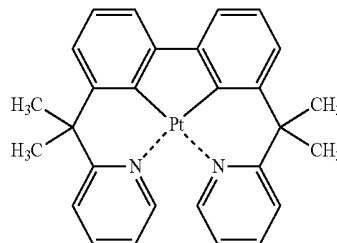
PD27

PD23



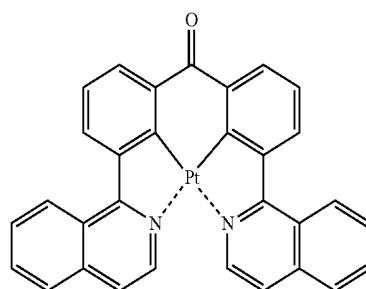
PD28

PD24



PD29

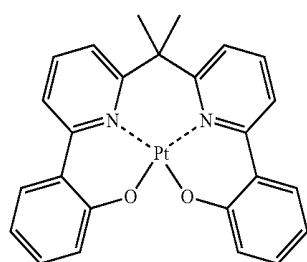
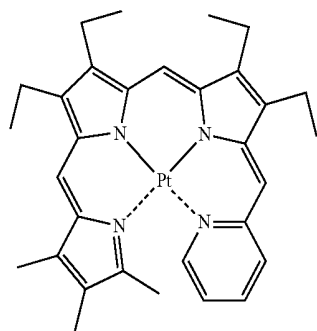
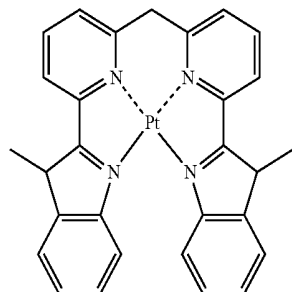
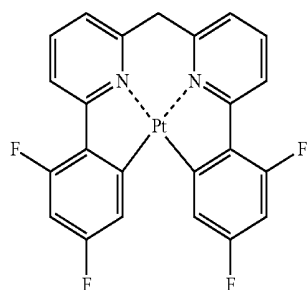
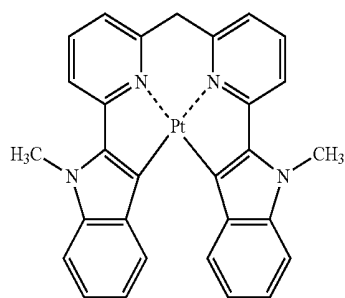
PD25



PD30

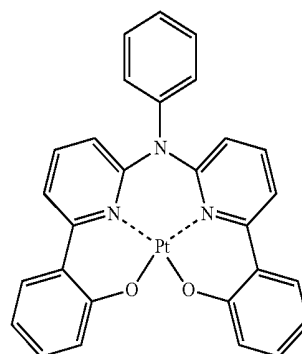
PD31

-continued



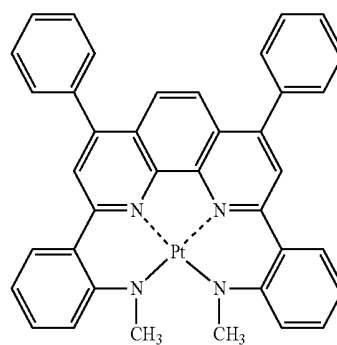
-continued

PD32



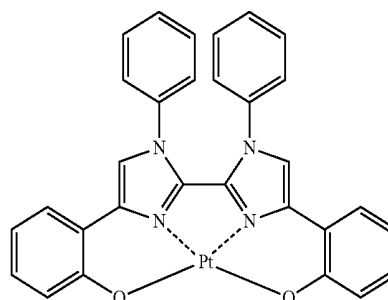
PD37

PD33



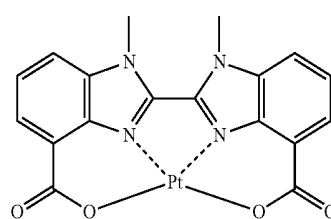
PD38

PD34



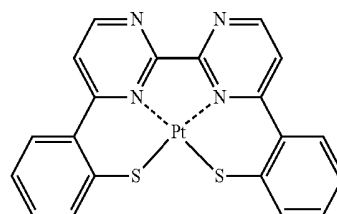
PD39

PD35



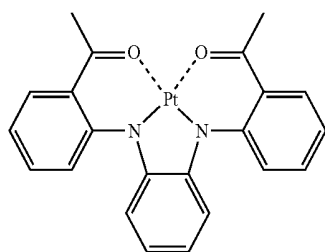
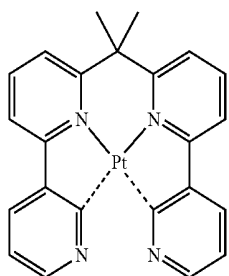
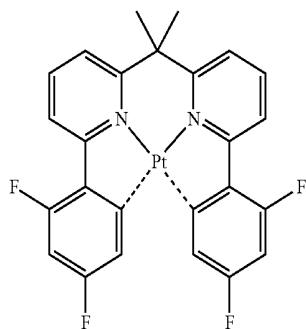
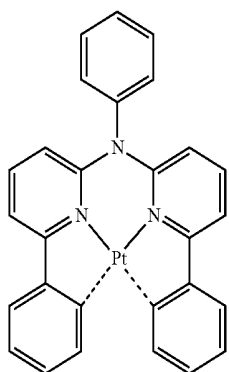
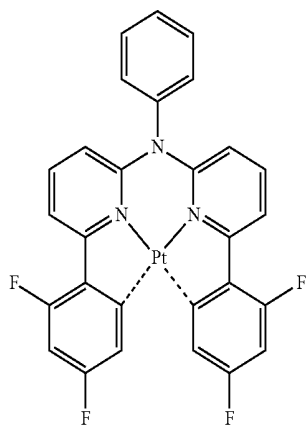
PD40

PD36



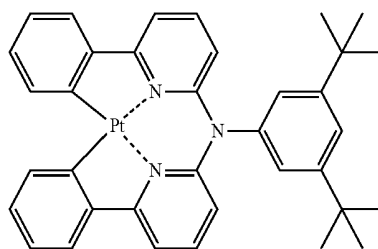
PD41

-continued



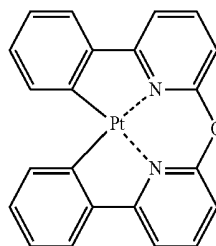
-continued

PD42



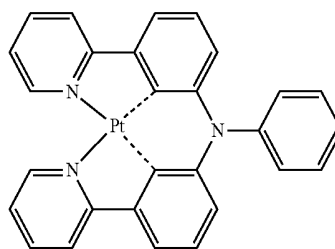
PD47

PD43



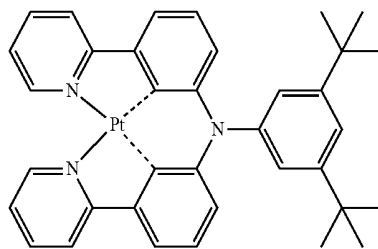
PD48

PD44



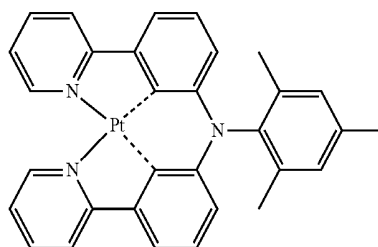
PD49

PD45

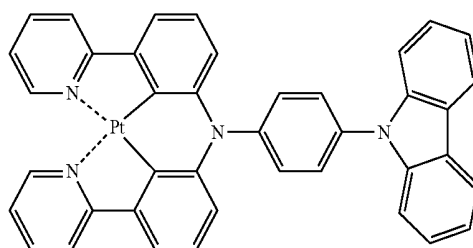


PD50

PD46

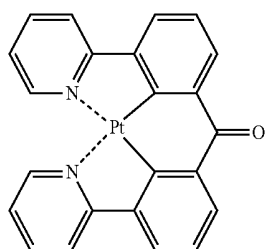
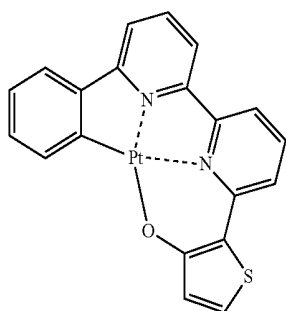
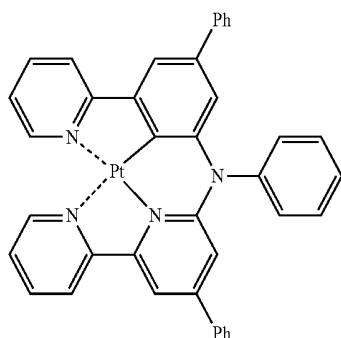
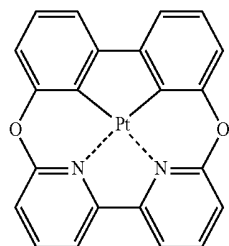
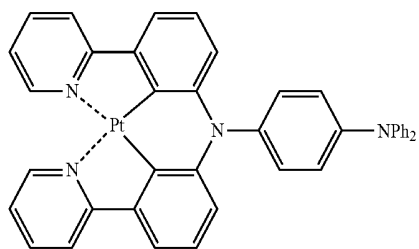


PD51



PD52

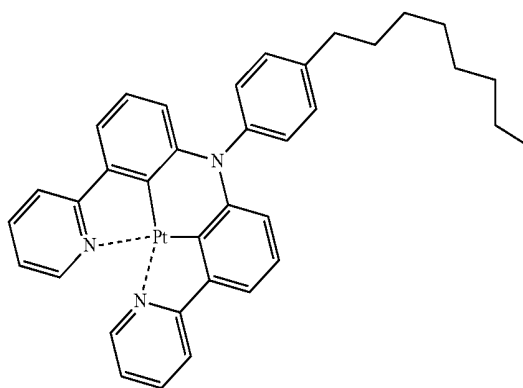
-continued



-continued

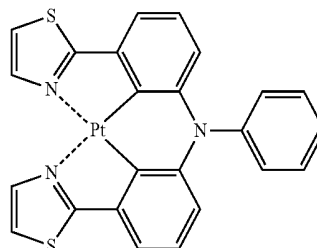
PD53

PD58



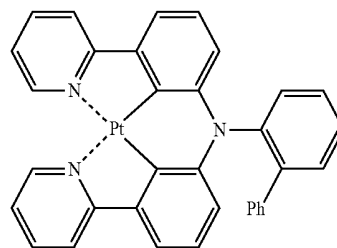
PD54

PD59



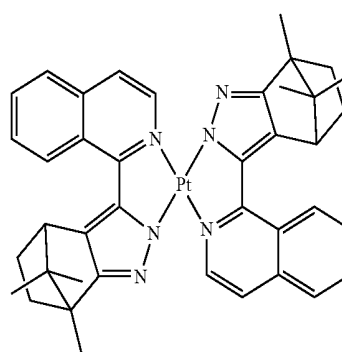
PD55

PD60



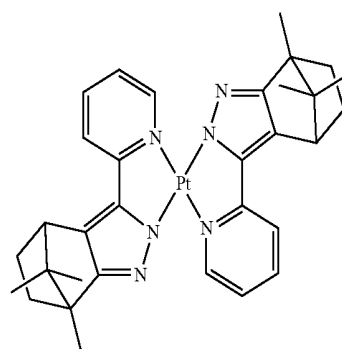
PD61

PD56

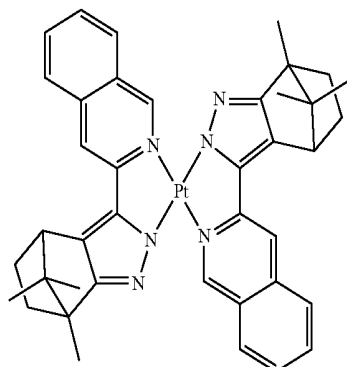


PD62

PD57

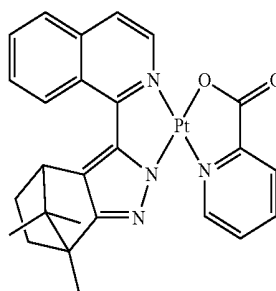


-continued

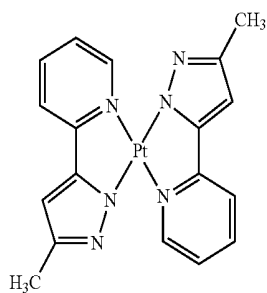


PD63

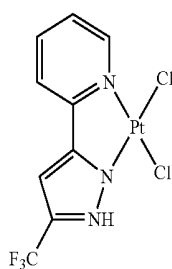
-continued



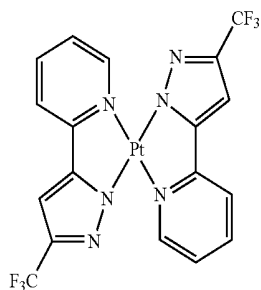
PD68



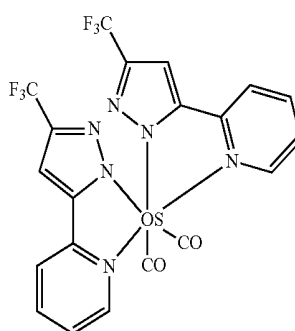
PD64



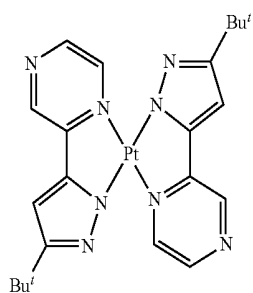
PD69



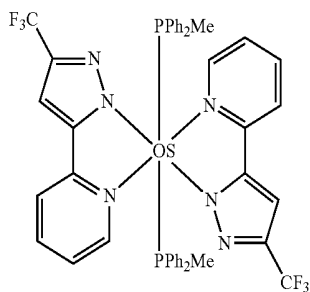
PD65



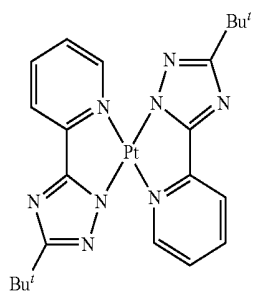
PD70



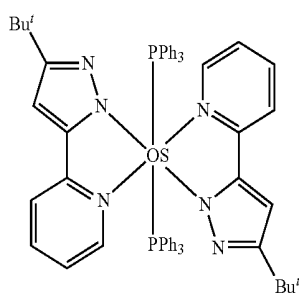
PD66



PD71

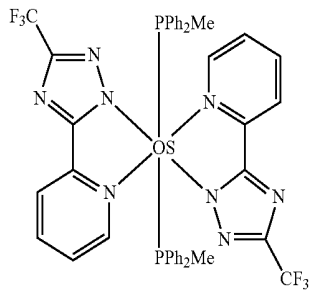


PD67



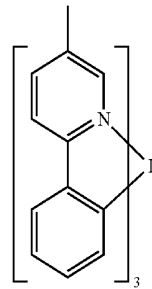
PD72

-continued

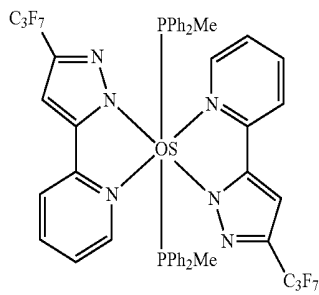


PD73

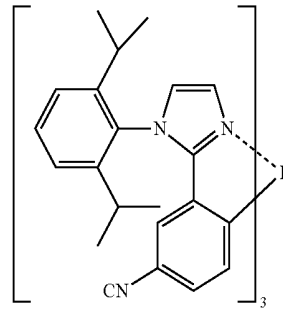
-continued



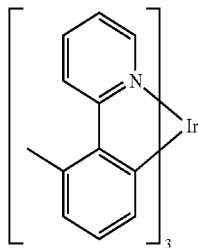
PD78



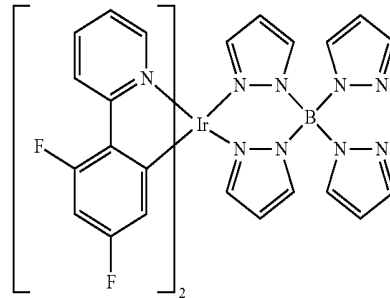
PD74



PD79



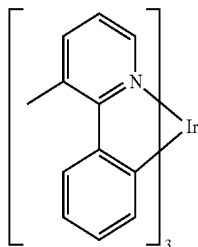
PD75



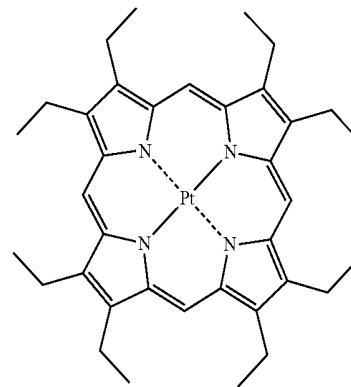
Flr6

[0252] In various embodiments, the phosphorescent dopant may include PtOEP:

PD76



PD77



PtOEP

[0253] When the emission layer includes a host and a dopant, an amount of the dopant may be generally in a range of about 0.01 to about 20 parts by weight based on 100 parts by weight, but embodiments are not limited thereto.

[0254] A thickness of the emission layer may be in a range of about 100 Å to about 1,000 Å, for example, about 200 Å to about 600 Å. While not wishing to be bound by theory, it is understood that when the thickness of the emission layer is within these ranges, excellent light-emitting characteristics may be obtained without a substantial increase in driving voltage.

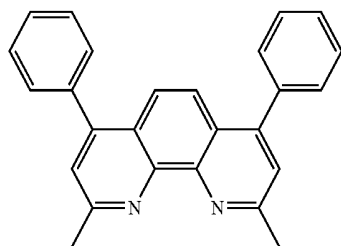
[0255] Next, the electron transport region may be disposed on the emission layer.

[0256] The electron transport region may include at least one selected from a hole blocking layer, an electron transport layer, and an electron injection layer.

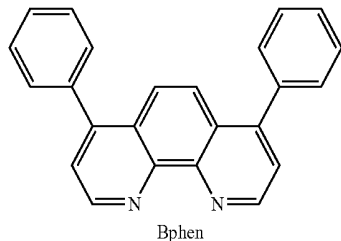
[0257] For example, the electron transport region may have a structure of hole blocking layer/electron transport layer/electron injection layer or a structure of electron transport layer/electron injection layer, but the structure of the electron transport region is not limited thereto. The electron transport layer may have a single-layered structure or a multi-layered structure including two or more materials.

[0258] Conditions for forming a hole blocking layer, an electron transport layer, and an electron injection layer of the electron transport region may be understood by referring to conditions for forming the hole injection layer.

[0259] When the electron transport region includes a hole blocking layer, the hole blocking layer may include, for example, at least one of BCP and Bphen, but embodiments are not limited thereto:

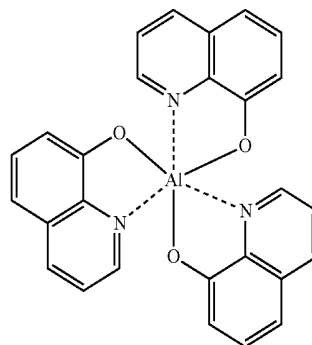
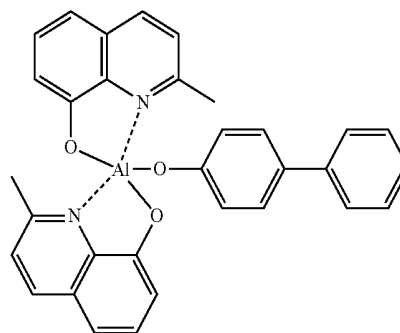


BCP

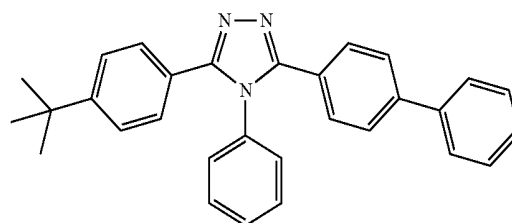


Bphen

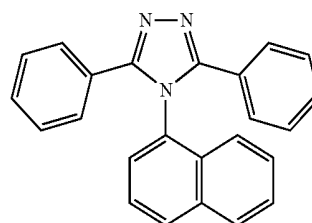
[0261] The electron transport layer may further include at least one selected from BCP, Bphen, Alq₃, BAlq, TAZ, and NTAZ:

Alq₃

BAlq



TAZ

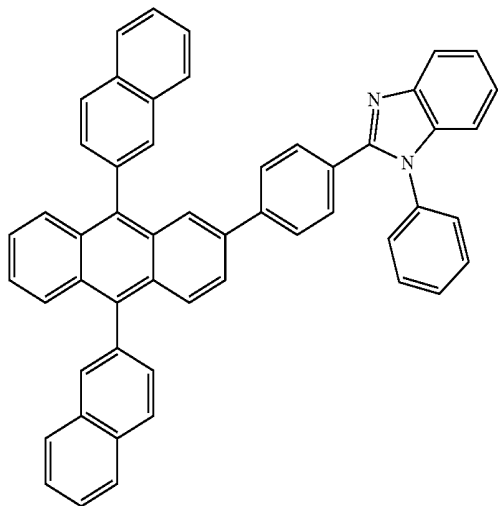


NTAZ

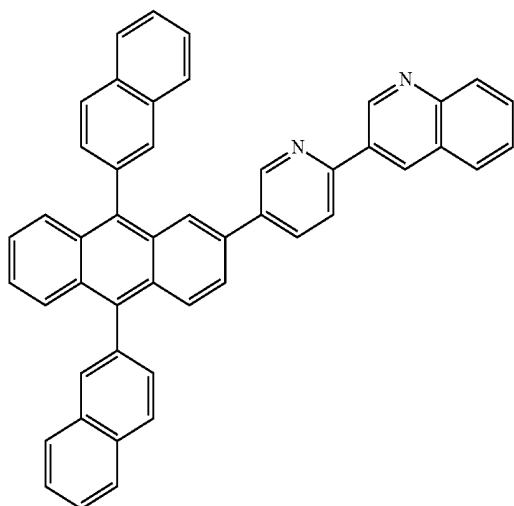
[0260] A thickness of the hole blocking layer may be in a range of about 20 Å to about 1,000 Å, for example, about 30 Å to about 300 Å. While not wishing to be bound by theory, it is understood that when the thickness of the hole blocking layer is within these ranges, excellent hole blocking characteristics may be obtained without a substantial increase in driving voltage.

[0262] In some embodiments, the electron transport layer may include at least one selected from Compounds ET1, ET2, and ET3, but embodiments are not limited thereto:

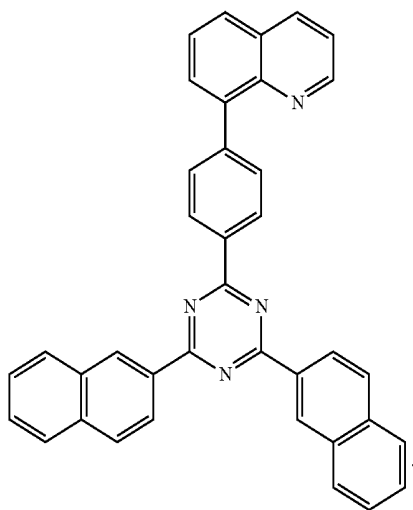
ET1



ET2



ET3



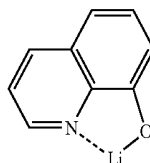
[0263] A thickness of the electron transport layer may be in a range of about 100 Å to about 1,000 Å, for example, about 150 Å to about 500 Å. While not wishing to be bound by theory, it is understood that when the thickness of the

electron transport layer is within these ranges, satisfactory electron transporting characteristics may be obtained without a substantial increase in driving voltage.

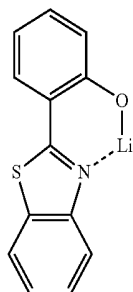
[0264] The electron transport layer may further include, in addition to these materials, a metal-containing material.

[0265] The metal-containing material may include a lithium (Li) complex. The Li complex may include, for example, Compound ET-D1 (lithium quinolate LiQ) or Compound ET-D2:

ET-D1



ET-D2



[0266] In addition, the electron transport region may include an electron injection layer that facilitates electron injection from the second electrode 19.

[0267] The electron injection layer may include at least one selected from LiF, NaCl, CsF, Li₂O, and BaO.

[0268] A thickness of the electron injection layer may be in a range of about 1 Å to about 100 Å, for example, about 3 Å to about 90 Å. While not wishing to be bound by theory, it is understood that when the thickness of the electron injection layer is within these ranges, satisfactory electron injecting characteristics may be obtained without a substantial increase in driving voltage.

[0269] The second electrode 19 may be disposed on the organic layer 15. The second electrode 19 may be a cathode. A material for forming the second electrode 19 may be a metal having a relatively low work function, an alloy, an electrically conductive compound, and a combination thereof. For example, Li, Mg, Al, Al—Li, Ca, Mg—In, or Mg—Ag may be used as a material for forming the second electrode 19. In various embodiments, to manufacture a top emission-type light-emitting device, a transmissive electrode formed using ITO or IZO may be used as the second electrode 19.

[0270] Hereinbefore, the organic light-emitting device 10 has been described with reference to FIG. 1, but is not limited thereto.

[0271] A C₁-C₆₀ alkyl group as used herein refers to a linear or branched aliphatic saturated hydrocarbon monovalent group having 1 to 60 carbon atoms. Examples thereof include a methyl group, an ethyl group, a propyl group, an iso-butyl group, a sec-butyl group, a tert-butyl group, a pentyl group, an iso-amyl group, and a hexyl group. A C₁-C₆₀ alkylene group as used herein refers to a divalent group having the same structure as the C₁-C₆₀ alkyl group.

[0272] A C_1 - C_{60} alkoxy group as used herein refers to a monovalent group represented by $—OA_{101}$ (wherein A_{101} is the C_1 - C_{60} alkyl group). Examples thereof include a methoxy group, an ethoxy group, and an iso-propyloxy (iso-propoxy) group.

[0273] A C_2 - C_{60} alkenyl group as used herein refers to a hydrocarbon group formed by including at least one carbon-carbon double bond in the middle or at either terminal end of the C_2 - C_{60} alkyl group. Examples thereof include an ethenyl group, a propenyl group, and a butenyl group. A C_2 - C_{60} alkenylene group as used herein refers to a divalent group having the same structure as the C_2 - C_{60} alkenyl group.

[0274] A C_2 - C_{60} alkynyl group as used herein refers to a hydrocarbon group formed by including at least one carbon-carbon triple bond in the middle or at either terminal end of the C_2 - C_{60} alkyl group. Examples thereof include an ethynyl group and a propynyl group. A C_2 - C_{60} alkynylene group as used herein refers to a divalent group having the same structure as the C_2 - C_{60} alkynyl group.

[0275] A C_3 - C_{10} cycloalkyl group as used herein refers to a monovalent saturated hydrocarbon monocyclic group having 3 to 10 carbon atoms. Examples thereof include a cyclopropyl group, a cyclobutyl group, a cyclopentyl group, a cyclohexyl group, and a cycloheptyl group. A C_3 - C_{10} cycloalkylene group as used herein refers to a divalent group having the same structure as the C_3 - C_{10} cycloalkyl group.

[0276] A C_1 - C_{10} heterocycloalkyl group as used herein refers to a monovalent saturated monocyclic group having at least one heteroatom selected from N, O, P, Si, and S as a ring-forming atom and 1 to 10 carbon atoms. Examples thereof include a tetrahydrofuranyl group and a tetrahydrothiophenyl group. A C_1 - C_{10} heterocycloalkylene group as used herein refers to a divalent group having the same structure as the C_1 - C_{10} heterocycloalkyl group.

[0277] A C_3 - C_{10} cycloalkenyl group as used herein refers to a monovalent monocyclic group that has 3 to 10 carbon atoms and at least one carbon-carbon double bond in the ring thereof, and which is not aromatic. Examples thereof include a cyclopentenyl group, a cyclohexenyl group, and a cycloheptenyl group. A C_3 - C_{10} cycloalkenylene group as used herein refers to a divalent group having the same structure as the C_3 - C_{10} cycloalkenyl group.

[0278] A C_1 - C_{10} heterocycloalkenyl group as used herein refers to a monovalent monocyclic group that has at least one heteroatom selected from N, O, P, Si, and S as a ring-forming atom, 1 to 10 carbon atoms, and at least one carbon-carbon double bond in the ring. Examples of the C_1 - C_{10} heterocycloalkenyl group include a 2,3-dihydrofuranyl group and a 2,3-dihydrothiophenyl group. A C_1 - C_{10} heterocycloalkenylene group as used herein refers to a divalent group having the same structure as the C_1 - C_{10} heterocycloalkenyl group.

[0279] A C_6 - C_{60} aryl group as used herein refers to a monovalent group having a carbocyclic aromatic system having 6 to 60 carbon atoms, and a C_6 - C_{60} arylene group as used herein refers to a divalent group having a carbocyclic aromatic system having 6 to 60 carbon atoms. Examples of the C_6 - C_{60} aryl group include a phenyl group, a naphthyl group, an anthracenyl group, a phenanthrenyl group, a pyrenyl group, and a chrysenyl group. When the C_6 - C_{60} aryl group and the C_6 - C_{60} arylene group each include two or more rings, the respective rings may be fused to each other.

[0280] A C_1 - C_{60} heteroaryl group as used herein refers to a monovalent group having a heterocyclic aromatic system

that has at least one heteroatom selected from N, O, P, Si, and S as a ring-forming atom, and 1 to 60 carbon atoms. A C_1 - C_{60} heteroarylene group as used herein refers to a divalent group having a carbocyclic aromatic system that has at least one heteroatom selected from N, O, P, Si, and S as a ring-forming atom and 1 to 60 carbon atoms. Examples of the C_1 - C_{60} heteroaryl group include a pyridinyl group, a pyrimidinyl group, a pyrazinyl group, a pyridazinyl group, a triazinyl group, a quinolinyl group, and an isoquinolinyl group. When the C_1 - C_{60} heteroaryl group and the C_1 - C_{60} heteroarylene group each include two or more rings, the respective rings may be fused to each other.

[0281] A C_6 - C_{60} aryloxy group as used herein indicates $—OA_{102}$ (wherein A_{102} is the C_6 - C_{60} aryl group), and a C_6 - C_{60} arylthio group as used herein indicates $—SA_{103}$ (wherein A_{103} is the C_6 - C_{60} aryl group).

[0282] A monovalent non-aromatic condensed polycyclic group as used herein refers to a monovalent group (for example, a group having 8 to 60 carbon atoms) that has two or more rings condensed to each other, only carbon atoms as a ring forming atom, and which is non-aromatic in the entire molecular structure. An example of the non-aromatic condensed polycyclic group includes a fluorenyl group. A divalent non-aromatic condensed polycyclic group as used herein refers to a divalent group having the same structure as the monovalent non-aromatic condensed polycyclic group.

[0283] A monovalent non-aromatic condensed heteropolycyclic group as used herein refers to a monovalent group (for example, a group having 2 to 60 carbon atoms) that has two or more rings condensed to each other, has a heteroatom selected from N, O, P, Si, and S, other than carbon atoms, as a ring-forming atom, and which is non-aromatic in the entire molecular structure. An example of the monovalent non-aromatic condensed heteropolycyclic group includes a carbazolyl group. A divalent non-aromatic condensed heteropolycyclic group as used herein refers to a divalent group having the same structure as the monovalent non-aromatic condensed heteropolycyclic group.

[0284] When a group containing a specified number of carbon atoms is substituted with any of the groups listed in the preceding paragraph, the number of carbon atoms in the resulting “substituted” group is defined as the sum of the carbon atoms contained in the original (unsubstituted) group and the carbon atoms (if any) contained in the substituent. For example, when the term “substituted C_1 - C_{30} alkyl” refers to a C_1 - C_{30} alkyl group substituted with C_6 - C_{30} aryl group, the total number of carbon atoms in the resulting aryl substituted alkyl group is C_7 - C_{60} .

[0285] The term “biphenyl group” as used herein refers to a monovalent group in which two benzene groups are linked via a single bond.

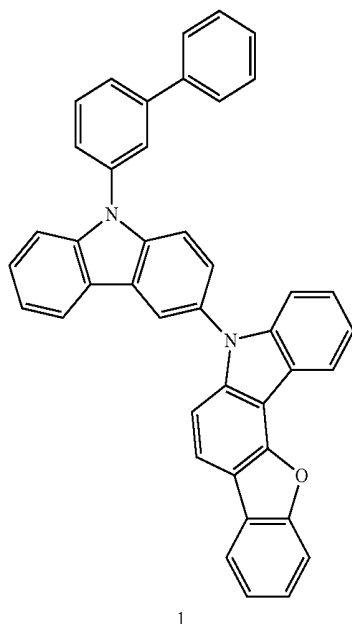
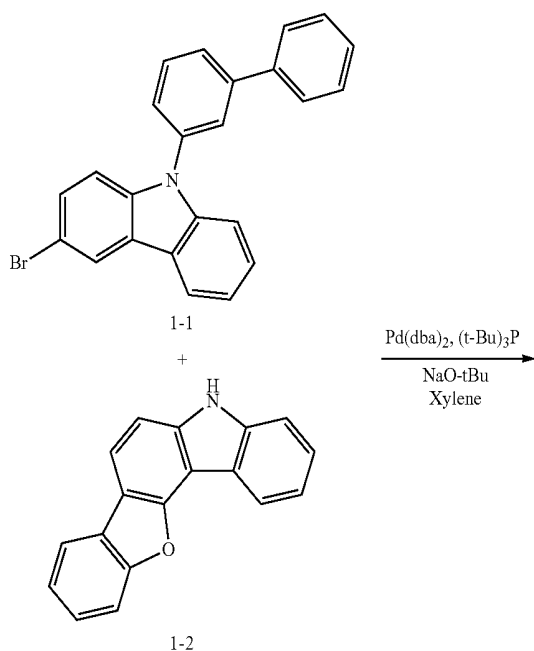
[0286] The term “terphenyl group” as used herein refers to a monovalent group in which three benzene groups are linked via a single bond.

[0287] Hereinafter, a compound according to embodiments and an organic light-emitting device according to embodiments will be described in detail with reference to Synthesis Examples and Examples below, but the present inventive concept is not limited thereto. The expression “‘B’ was used instead of ‘A’” used in describing Synthesis Examples below means that the number of molar equivalents of ‘B’ used was identical to the number of molar equivalents of ‘A’.

EXAMPLES

Synthesis Example 1

[0288]



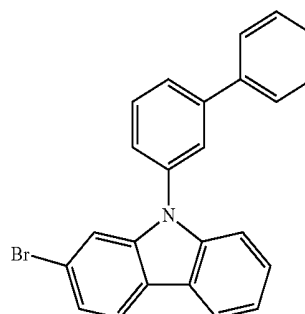
[0289] 10 grams (g) (25.1 millimoles, mmol) of Intermediate 1-1 (i.e., 9-(meta-biphenyl)-3-bromo-9H-carbazole), 6.78 g of Intermediate 1-2 (i.e., 5H-benzofuro[3,2-c]carbazole), 0.92 g of Pd(dba)₂, 1.4 milliliters (ml) of P(tBu)₃ in toluene, and 2.9 g of NaO-tBu were added to a 500 ml 2-neck round-bottomed flask, followed by 150 ml of toluene. The mixed solution was stirred at a temperature of 105° C. for 18 hours. The mixed reaction solution was cooled, a worked-up using water and a dichloromethane, dried over

MgSO₄, and concentrated. The resulting reaction product was purified by silica gel column chromatography to give 12 g of pale yellow solid, which was recrystallized using methyl chloride (MC)/ethyl acetate (EA), to thereby obtain 9.2 g (yield: 71%) of Compound 1. The synthesized compound was identified using LC-MS.

[0290] LC-Mass (calc.: 574.20, found: [M+H]⁺ 575.21).

Synthesis Example 2

[0291]



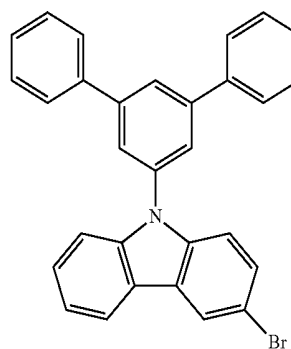
2-1

[0292] Compound 2 (yield: 68%) was synthesized in the same manner as in Synthesis Example 1, except that Intermediate 2-1 was used instead of Intermediate 1-1. The synthesized compound was identified using LC-MS.

[0293] LC-Mass (calc.: 574.20, found: [M+H]⁺ 575.20).

Synthesis Example 3

[0294]



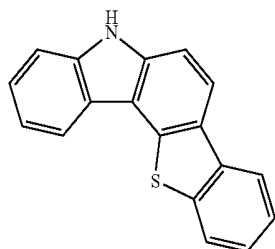
3-1

[0295] Compound 3 (yield: 58%) was synthesized in the same manner as in Synthesis Example 1, except that Intermediate 3-1 was used instead of Intermediate 1-1. The synthesized compound was identified using LC-MS.

[0296] LC-Mass (calc.: 650.24, found: [M+H]⁺ 651.24).

Synthesis Example 4

[0297]

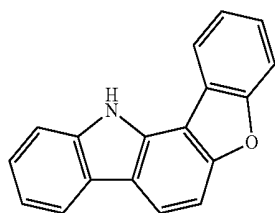


[0298] Compound 4 (yield: 63%) was synthesized in the same manner as in Synthesis Example 1, except that Intermediate 4-2 was used instead of Intermediate 1-2. The synthesized compound was identified using LC-MS.

[0299] LC-Mass (calc.: 590.18, found: $[M+H]^+$ 591.19).

Synthesis Example 5

[0300]



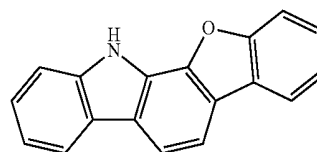
4-2

[0301] Compound 9 (yield: 51%) was synthesized in the same manner as in Synthesis Example 2, except that Intermediate 9-2 was used instead of Intermediate 1-2. The synthesized compound was identified using LC-MS.

[0302] LC-Mass (calc.: 574.20, found: $[M+H]^+$ 575.20).

Synthesis Example 6

[0303]



11-2

[0304] Compound 11 (yield: 65%) was synthesized in the same manner as in Synthesis Example 1, except that Intermediate 11-2 was used instead of Intermediate 1-2. The synthesized compound was identified using LC-MS.

[0305] LC-Mass (calc.: 574.20, found: $[M+H]^+$ 575.20).

9-2

Evaluation Example 1: Evaluation of HOMO and LUMO Energy Levels

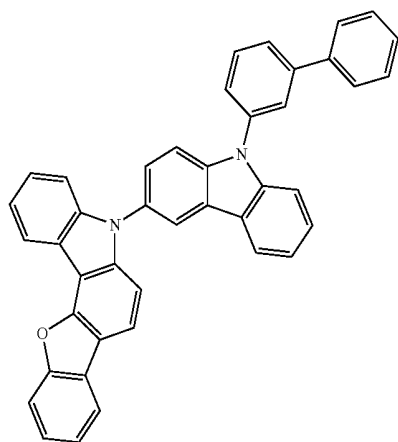
[0306] According to methods described in Table 2, the HOMO and the LUMO energy levels and the T_1 energy levels of Compounds 1, 2, 3, 4, 9, and 11 and Compounds D, E, and F were evaluated, and the results are shown in Table 3.

TABLE 2

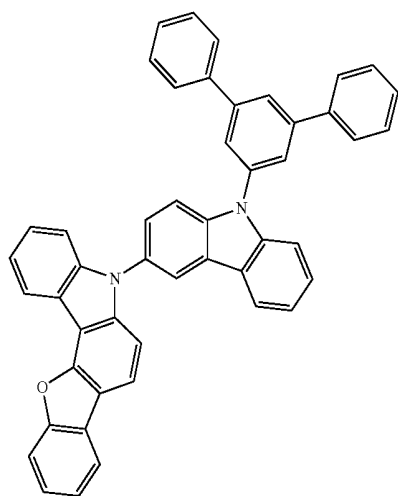
HOMO energy level evaluation	Cyclic voltammetry (CV) (electrolyte: 0.1 molar (M) Bu_4NPF_6 /solvent: CH_2Cl_2 /electrode: 3-electrode system (operation electrode: Pt disc (1 millimeters (mm) diameter), standard electrode: Pt wire, auxiliary electrode: Pt wire)) was used to obtain a potential (V)-current (A) graph for each compound, to thereby calculate HOMO energy levels for each compound based on an oxidation onset on the graph.
LUMO energy level evaluation	Each compound was diluted with $CHCl_3$ at a concentration of 1×10^{-5} molar (M), and a Shimadzu UV-350 spectrometer was used to measure a UV absorption spectrum for each compound at room temperature, to thereby calculate LUMO energy levels for each compound based on the optical band gap (Eg) at edges of the absorption spectrum and HOMO energy levels for each compound.
T_1 energy level evaluation	A mixture of 2-MeTHF and each compound (i.e., a mixture prepared by dissolving 1 mg of each compound in 3 cubic centimeters (cc) of 2-MeTHF) was loaded into a quartz cell. The resulting quartz cell was loaded into liquid nitrogen (77 Kelvins, K), and a photoluminescence spectrum thereof was measured by using a photoluminescence measuring meter. Then, T_1 energy levels were calculated based on peaks observed at the beginning of short wavelengths of the photoluminescence spectrum wavelengths.

TABLE 3

Compound No.	HOMO (eV)	LUMO (eV)	T ₁ (eV)
1	-5.56	-2.15	3.05
2	-5.64	-2.39	3.05
3	-5.51	-2.33	2.80
4	-5.56	-2.19	2.84
9	-5.66	-2.14	2.87
11	-5.53	-2.13	2.84
D	-5.56	-2.82	2.77
E	-5.44	-2.05	2.79
F	-5.67	-2.17	2.78



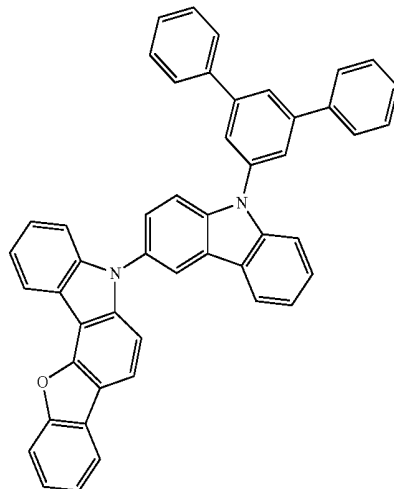
1



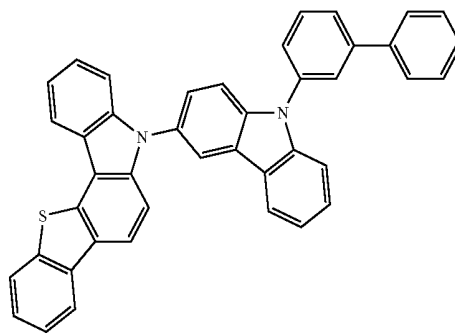
3

TABLE 3-continued

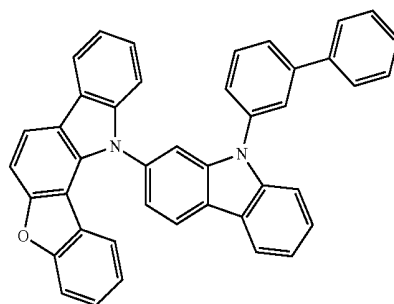
Compound No.	HOMO (eV)	LUMO (eV)	T ₁ (eV)
2	-5.64	-2.39	3.05
4	-5.56	-2.19	2.84
9	-5.66	-2.14	2.87
11	-5.53	-2.13	2.84
D	-5.56	-2.82	2.77
E	-5.44	-2.05	2.79
F	-5.67	-2.17	2.78



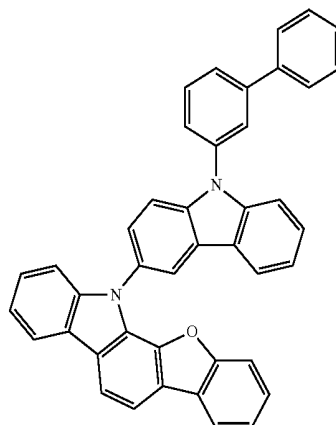
3



4

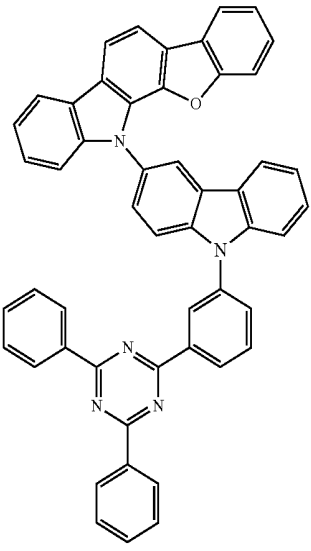
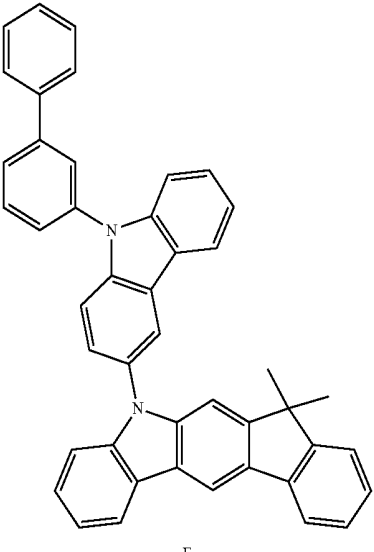
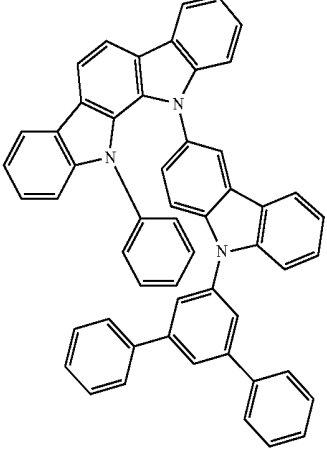


9



11

TABLE 3-continued

Compound No.	HOMO (eV)	LUMO (eV)	T ₁ (eV)
			
			
			

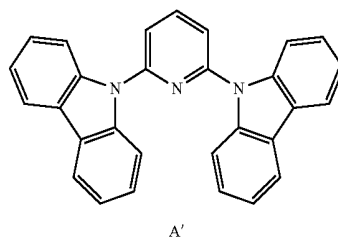
[0307] Referring to Table 3, it was determined that Compounds 1, 2, 3, 4, 9, and 11 had appropriate electric characteristics for use in the organic light-emitting device.

Evaluation Example 2: Evaluation of Thermal Characteristics

[0308] Compounds 1, 2, 4, 9, 11, and A' were subjected to thermo gravimetric analysis (TGA) and differential scanning calorimetry (DSC) to perform thermal analysis thereon (under conditions including N₂ atmosphere, temperature ranges from room temperature to 800° C. (10° C./min) for the TGA and from room temperature to 400° C. for the DSC, and Pan Type of Pt Pan in disposable Al Pan (for the TGA) and disposable Al pan (for the DSC)), and the results are shown in Table 4. Referring to Table 4, it was determined that Compounds 1, 2, 4, 9, and 11 had excellent thermal stability, compared to that of Compound A'.

TABLE 4

Compound No.	Tg (° C.)
1	132
2	129
4	140
9	124
11	128
A'	72



Example 1

[0309] A glass substrate, on which an indium tin oxide (ITO) electrode having a thickness of 1,500 Angstroms (Å) was formed, was ultrasonically cleaned by using distilled water. After completing the washing of the glass substrate using distilled water, the glass substrate was ultrasonically washed again using iso-propyl alcohol, acetone, and methanol, and then, dried. The glass substrate was transported to a plasma washing machine, washed using oxygen plasma for 5 minutes, and then, transported to a vacuum evaporator.

[0310] Compounds HT3 and HP-1 were co-deposited on the ITO electrode of the glass substrate to form a hole injection layer having a thickness of 100 Å, Compound HT3 was deposited on the hole injection layer to form a hole transport layer having a thickness of 1,300 Å, and mCP was deposited on the hole transport layer to form an electron blocking layer having a thickness of 150 Å, thereby forming a hole transport region.

[0311] Compound 1 (as a host) and Compound PD79 (as dopant having an amount of 10 percent by weight, wt %) were co-deposited on the hole transport region to form an emission layer having a thickness of 400 Å.

[0312] BCP was vacuum-deposited on the emission layer to form a hole blocking layer having a thickness of 100 Å, Compound ET3 and Liq were vacuum-deposited together on the hole blocking layer to form an electron transport layer

having a thickness of 250 Å, and Liq was deposited on the electron transport layer to form an electron injection layer having a thickness of 5 Å. Then, Al was deposited on the electron injection layer to form an Al second electrode (i.e., a cathode) having a thickness of 1,000 Å, thereby completing the manufacture of an organic light-emitting device.

Examples 2 to 6 and Comparative Examples 1 to 7

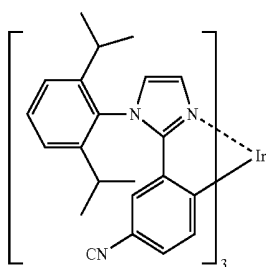
[0313] Organic light-emitting devices of Examples 2 to 6 and Comparative Examples 1 to 7 were each manufactured in substantially the same manner as in Example 1, except that compounds for forming the electron blocking layer and the emission layer are changed as shown in Table 5.

Evaluation Example 3: Evaluation of Characteristics of Organic Light-Emitting Device

[0314] The driving voltage, current density, luminous efficiency, power efficiency, quantum emission efficiency, and lifespan of the organic light-emitting devices of Examples 1 to 6 and Comparative Examples 1 to 7 were measured using a Keithley 2400 current-voltage meter and a Minolta Cs-1000A luminance meter, and the results are shown in Table 5. In Table 5, T_{95} (at 500 candelas per square meter, cd/m^2) in the lifespan results means the time until the brightness of the organic light-emitting devices reaches about 95% of the initial brightness (100%).

TABLE 5

	Electron blocking layer	Host in emission layer	Driving voltage (V)	Luminous efficiency (cd/A)	Power Efficiency (lm/W)	Quantum emission efficiency (%)	Lifespan at T_{95} (hr)
Example 1	mCP	Compound 1	5.3	28.3	16.6	18.0	33
Example 2	mCP	Compound 3	5.5	27.9	15.9	17.7	27
Example 3	mCP	Compound 4	5.6	29.3	16.6	18.6	28
Example 4	mCP	Compound 11	5.8	28.3	15.4	18.0	31
Example 5	Compound 1	Compound 1	4.3	12.1	8.8	7.7	65
Example 6	Compound 3	Compound 3	4.8	18.4	12.0	11.7	30
Comparative Example 1	mCP	Compound A	5.1	27.5	16.9	17.5	20
Comparative Example 2	mCP	Compound B	5.9	18.2	9.7	11.6	11
Comparative Example 3	mCP	Compound C	5.3	23.4	13.8	14.9	16
Comparative Example 4	mCP	Compound D	6.6	10.8	5.2	6.9	25
Comparative Example 5	mCP	Compound E	4.5	27.3	18.9	14.5	18
Comparative Example 6	mCP	Compound F	6.0	25.5	13.3	13.5	22
Comparative Example 7	mCP	mCP	6.6	25.6	12.1	13.6	8



PD79

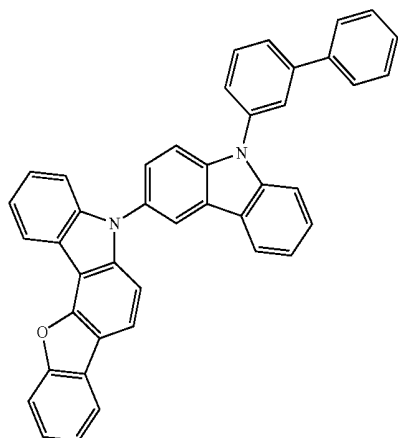
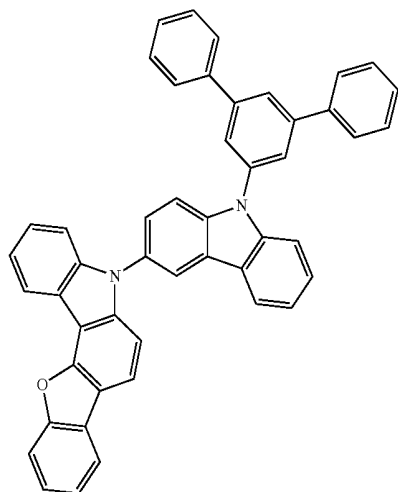
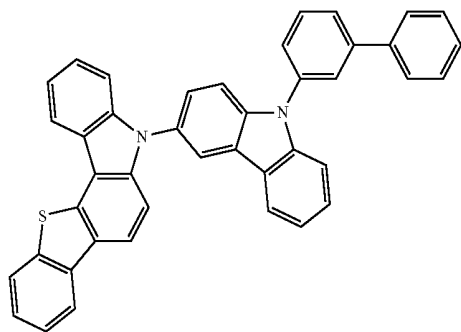


TABLE 5-continued

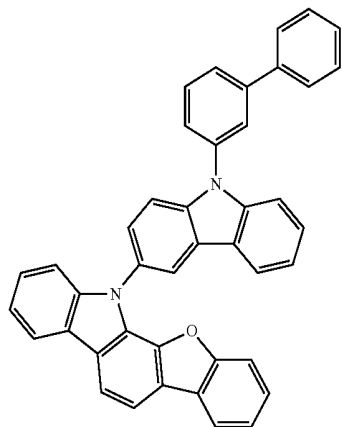
Electron blocking layer	Host in emission layer	Driving voltage (V)	Luminous efficiency (cd/A)	Power Efficiency (lm/W)	Quantum emission efficiency (%)	Lifespan at T ₉₅ (hr)
-------------------------	------------------------	---------------------	----------------------------	-------------------------	---------------------------------	----------------------------------



3



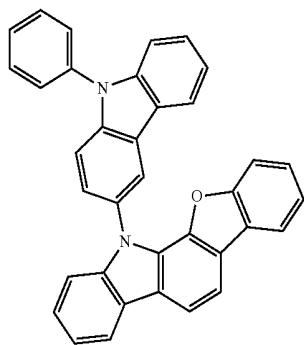
4



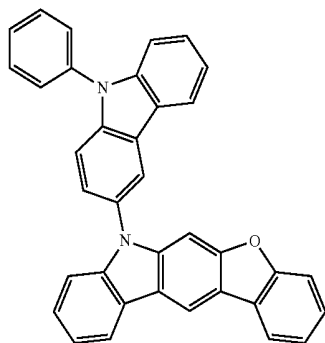
11

TABLE 5-continued

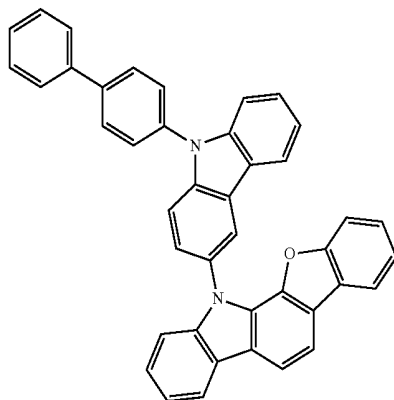
Electron blocking layer	Host in emission layer	Driving voltage (V)	Luminous efficiency (cd/A)	Power Efficiency (lm/W)	Quantum emission efficiency (%)	Lifespan at T ₉₅ (hr)
-------------------------	------------------------	---------------------	----------------------------	-------------------------	---------------------------------	----------------------------------



A



B



C

TABLE 5-continued

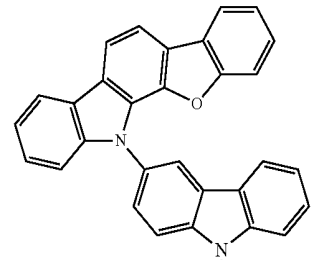
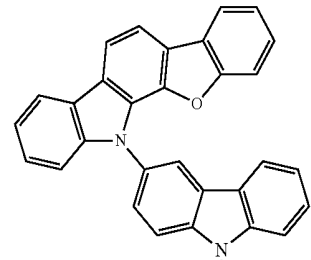
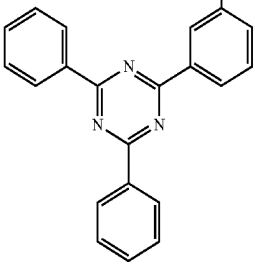
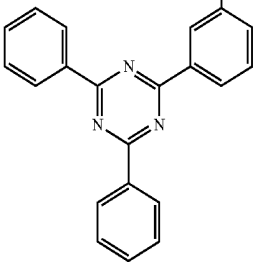
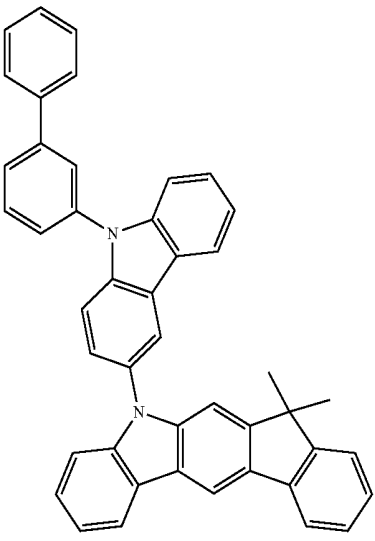
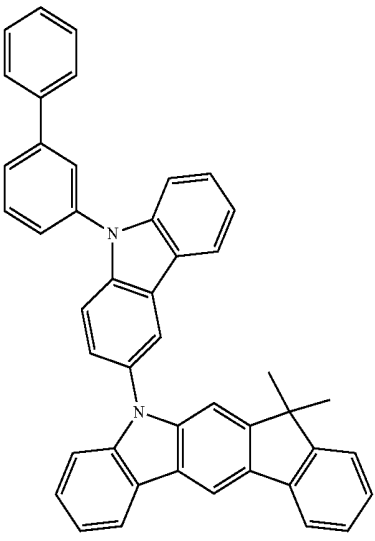
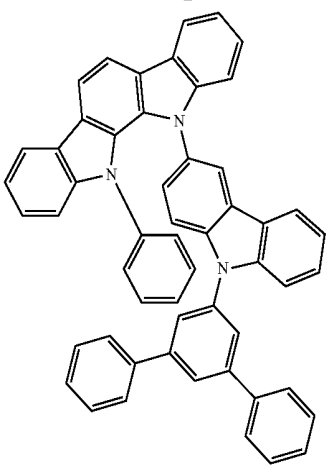
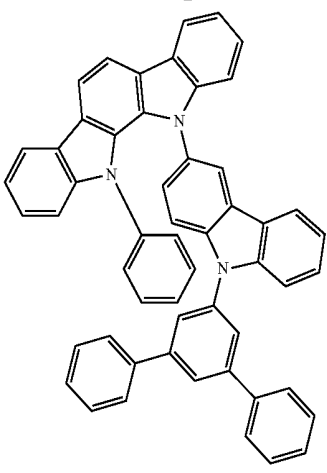
Electron blocking layer	Host in emission layer	Driving voltage (V)	Luminous efficiency (cd/A)	Power Efficiency (lm/W)	Quantum emission efficiency (%)	Lifespan at T ₉₅ (hr)
						
						
	D					
						
	E					
						
	F					

TABLE 5-continued

Electron blocking layer	Host in emission layer	Driving voltage (V)	Luminous efficiency (cd/A)	Power Efficiency (lm/W)	Quantum emission efficiency (%)	Lifespan at T ₉₅ (hr)
 mCP						

[0315] Referring to Table 5, it was determined that the organic light-emitting devices of Examples 1 to 6 had at least one selected from lower driving voltage, higher luminous efficiency, higher power efficiency, higher quantum emission efficiency, and longer lifespan, compared to the organic light-emitting devices of Comparative Examples 1 to 7.

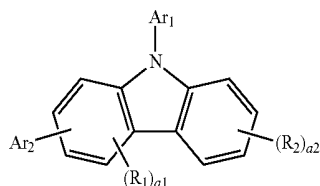
[0316] As described above, a condensed cyclic compound represented by Formula 1 has excellent electric characteristics and thermal stability, and an organic light-emitting device including the condensed cyclic compound represented by Formula 1 has low driving voltage, high luminous efficiency, high power efficiency, high quantum emission efficiency, and long lifespan characteristics.

[0317] It should be understood that embodiments described herein should be considered in a descriptive sense only and not for purposes of limitation. Descriptions of features or aspects within each embodiment should typically be considered as available for other similar features or aspects in other embodiments.

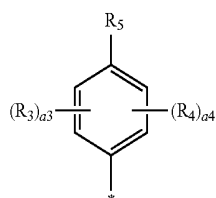
[0318] While one or more embodiments have been described with reference to the FIGURES, it will be understood by those of ordinary skill in the art that various changes in form and details may be made therein without departing from the spirit and scope of the present disclosure as defined by the following claims.

What is claimed is:

1. A condensed cyclic compound represented by Formula 1:



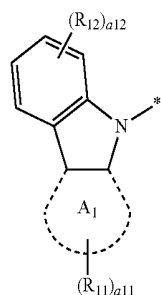
Formula 1



Formula 2A

-continued

Formula 2B



wherein, in Formula 1, Ar₁ is a group represented by Formula 2A, and Ar₂ is a group represented by Formula 2B,

ring A₁ in Formula 2B is a dibenzofuran ring or a dibenzothiophene ring,

R₁ to R₃, R₁₁, and R₁₂ in Formulae 1, 2A, and 2B are each independently selected from:

hydrogen, deuterium, a C₁-C₂₀ alkyl group, a C₁-C₂₀ alkoxy group, a phenyl group, a biphenyl group, a terphenyl group, a carbazolyl group, a pyridinyl group, a dibenzofuranyl group, a dibenzothiophenyl group, and a dibenzosilolyl group;

a C₁-C₂₀ alkyl group and a C₁-C₂₀ alkoxy group, each substituted with at least one deuterium; and

a phenyl group, a biphenyl group, a terphenyl group, a carbazolyl group, a pyridinyl group, a dibenzofuranyl group, a dibenzothiophenyl group, and a dibenzosilolyl group, each substituted with at least one selected from deuterium, a C₁-C₂₀ alkyl group, a C₁-C₂₀ alkoxy group, a phenyl group, a biphenyl group, a terphenyl group, a carbazolyl group, a pyridinyl group, a dibenzofuranyl group, a dibenzothiophenyl group, and a dibenzosilolyl group,

a₁ and a₃ in Formulae 1 and 2A are each independently an integer selected from 0 to 3, wherein, when a₁ is two or more, two or more groups R₁ are identical to or different from each other, and when a₃ is two or more, two or more groups R₃ are identical to or different from each other,

a₂ and a₁₂ in Formulae 1 and 2B are each independently an integer selected from 0 to 4, wherein, when a₂ is two or more, two or more groups R₂ are identical to or

different from each other, and when a_{12} is two or more, two or more groups R_{12} are identical to or different from each other,

a_{11} in Formula 2B is an integer selected from 0 to 6, wherein, when a_{11} is two or more, two or more groups R_{11} are identical to or different from each other,

R_4 in Formula 2A is selected from:

a phenyl group, a biphenyl group, and a terphenyl group;

a phenyl group, a biphenyl group, and a terphenyl group, each substituted with at least one selected from deuterium, a C_1 - C_{20} alkyl group, and a C_1 - C_{20} alkoxy group,

a_4 in Formula 2A is an integer selected from 1 to 4, wherein, when a_4 is two or more, two or more groups R_4 are identical to or different from each other,

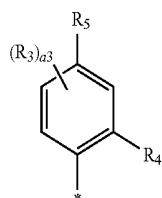
R_5 in Formula 2A is selected from:

hydrogen, deuterium, a C_1 - C_{20} alkyl group, and a C_1 - C_{20} alkoxy group; and

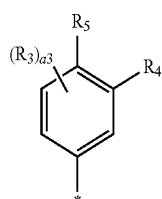
a C_1 - C_{20} alkyl group and a C_1 - C_{20} alkoxy group, each substituted with at least one deuterium, and

* in Formulae 2A and 2B indicates a binding site to a neighboring atom.

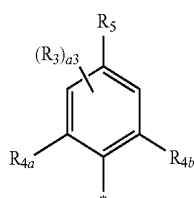
2. The condensed cyclic compound of claim 1, wherein Ar_1 is one selected from groups represented by Formulae 2A-1 to 2A-5:



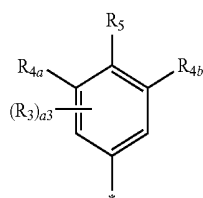
Formula 2A-1



Formula 2A-2



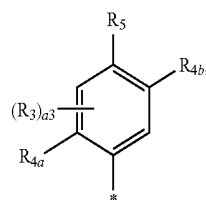
Formula 2A-3



Formula 2A-4

-continued

Formula 2A-5



wherein, in Formulae 2A-1 to 2A-5,

R_3 to R_5 are each independently the same as in claim 1,

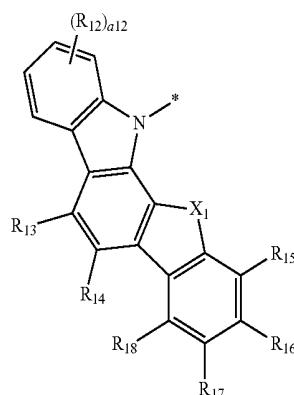
a_3 is an integer selected from 0 to 2,

R_{4a} and R_{4b} are each independently the same as R_4 in claim 1, and

* indicates a binding site to a neighboring atom.

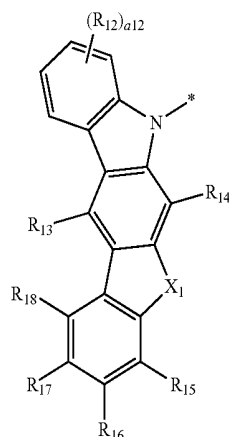
3. The condensed cyclic compound of claim 1, wherein Ar_2 is one selected from groups represented by Formulae 2B-1 to 2B-6:

Formula 2B-1

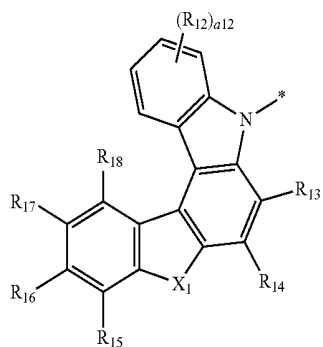


Formula 2A-2

Formula 2B-2



-continued



Formula 2B-3

4. The condensed cyclic compound of claim 1, wherein R_1 to R_3 , R_{11} , and R_{12} are each independently selected from:

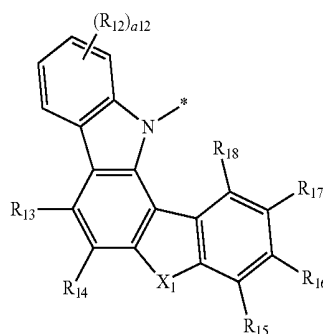
hydrogen, deuterium, a C_1 - C_{10} alkyl group, a C_1 - C_{10} alkoxy group, a phenyl group, a biphenyl group, and a terphenyl group;

a C_1 - C_{10} alkyl group and a C_1 - C_{20} alkoxy group, each substituted with at least one deuterium; and

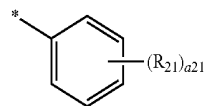
a phenyl group, a biphenyl group, and a terphenyl group, each substituted with at least one selected from deuterium, a C_1 - C_{20} alkyl group, a C_1 - C_{20} alkoxy group, a phenyl group, a biphenyl group, and a terphenyl group.

Formula 2B-4

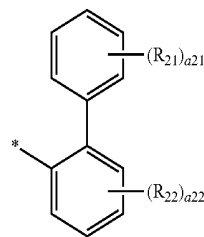
5. The condensed cyclic compound of claim 1, wherein R_4 is one selected from groups represented by Formulae 3-1 to 3-7:



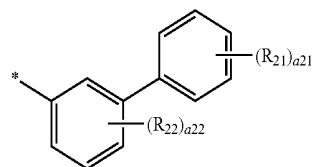
Formula 2B-5



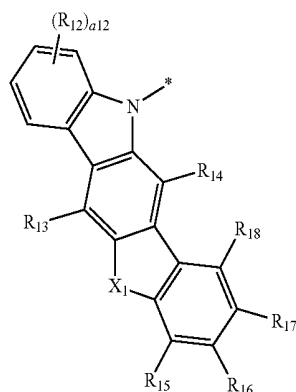
Formula 3-1



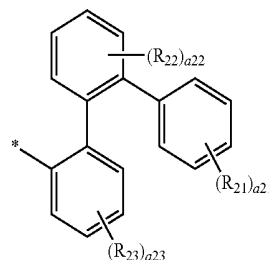
Formula 3-2



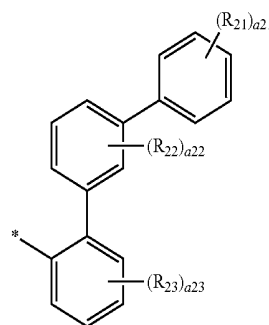
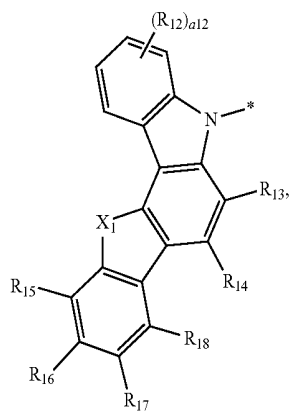
Formula 3-3



Formula 2B-6



Formula 3-4



Formula 3-5

wherein, in Formulae 2B-1 to 2B-6,

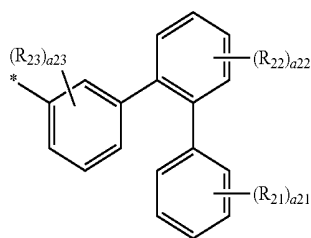
X_1 is O or S,

R_{12} and a_{12} are each independently the same as in claim 1,

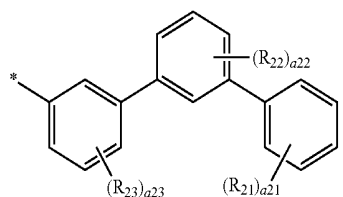
R_{13} to R_{18} are each independently the same as R_{11} in claim 1, and

* indicates a binding site to a neighboring atom.

-continued



Formula 3-6



Formula 3-7

wherein, in Formulae 3-1 to 3-7,

R_{21} to R_{23} are each independently hydrogen, deuterium, a C_1 - C_{10} alkyl group, or a C_1 - C_{10} alkoxy group,

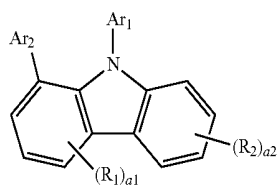
a_{21} is an integer selected from 0 to 5,

a_{22} and a_{23} are each independently an integer selected from 0 to 4, and

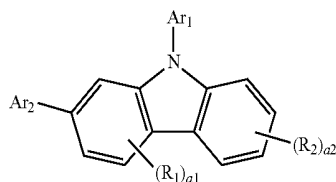
* indicates a binding site to a neighboring atom.

6. The condensed cyclic compound of claim 1, wherein R_5 is hydrogen, deuterium, a C_1 - C_{10} alkyl group, or a C_1 - C_{10} alkoxy group.

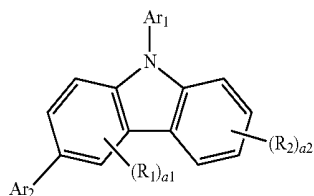
7. The condensed cyclic compound of claim 1, wherein the condensed cyclic compound is represented by one selected from Formulae 1-1 to 1-4:



Formula 1-1

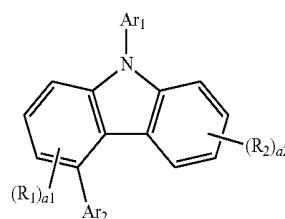


Formula 1-2



Formula 1-3

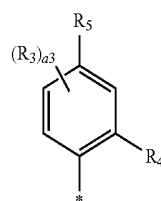
-continued



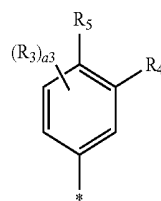
Formula 1-4

wherein, in Formulae 1-1 to 1-4, Ar_1 , Ar_2 , R_1 , R_2 , a_1 , and a_2 are each independently the same as in claim 1.

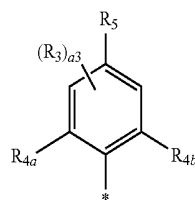
8. The condensed cyclic compound of claim 7, wherein Ar_1 is one selected from groups represented by Formulae 2A-1 to 2A-5:



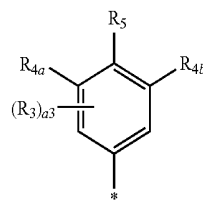
Formula 2A-1



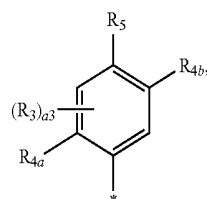
Formula 2A-2



Formula 2A-3



Formula 2A-4



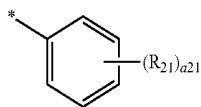
Formula 2A-5

wherein, in Formulae 2A-1 to 2A-5,

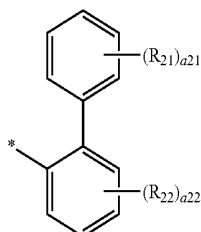
R_3 and R_5 are each independently the same as in claim 1, a_3 is an integer selected from 0 to 2,

R_{4a} , $R_{4a'}$, and R_{4b} are each independently selected from groups represented by Formulae 3-1 to 3-7, and

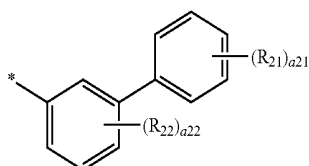
* indicates a binding site to a neighboring atom:



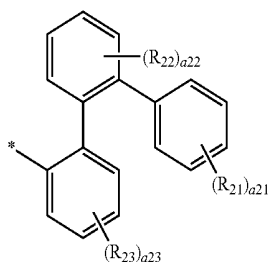
Formula 3-1



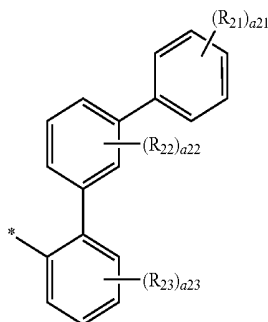
Formula 3-2



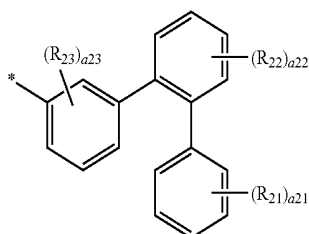
Formula 3-3



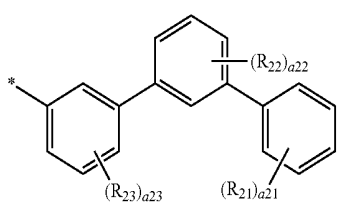
Formula 3-4



Formula 3-5



Formula 3-6



Formula 3-7

wherein, in Formulae 3-1 to 3-7,

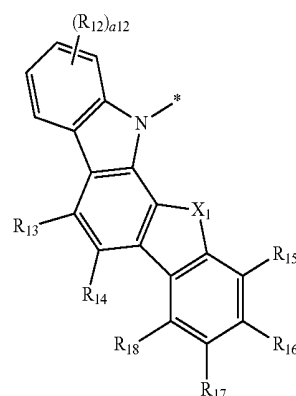
R_{21} to R_{23} are each independently hydrogen, deuterium, a C_1 - C_{10} alkyl group, or a C_1 - C_{10} alkoxy group,

a_{21} is an integer selected from 0 to 5,

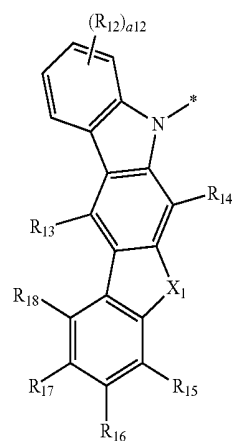
a_{22} and a_{23} are each independently an integer selected from 0 to 4, and

* indicates a binding site to a neighboring atom.

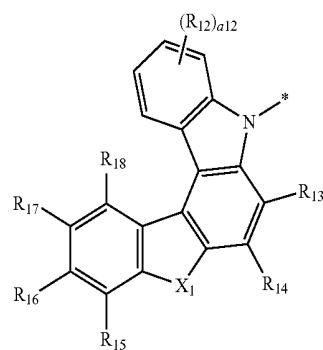
9. The condensed cyclic compound of claim 8, wherein Ar_2 is one selected from groups represented by Formulae 2B-1 to 2B-6:



Formula 2B-1

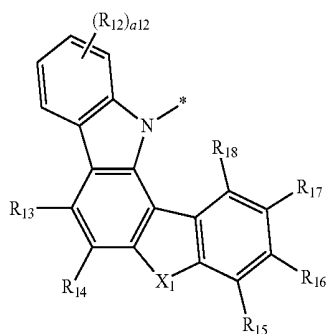


Formula 2B-2

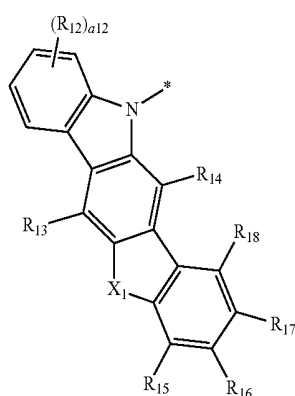


Formula 2B-3

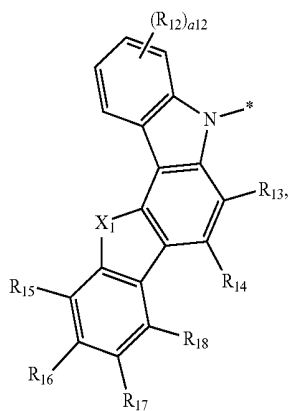
-continued



Formula 2B-4



Formula 2B-5



Formula 2B-6

wherein, in Formulae 2B-1 to 2B-6,

X_1 is O or S,

R_{12} and a_{12} are each independently the same as in claim 1,

R_{13} to R_{18} are each independently the same as R_{11} in claim 1, and

* indicates a binding site to a neighboring atom.

10. The condensed cyclic compound of claim 9, wherein R_{12} to R_{18} are each independently selected from:

hydrogen, deuterium, a C_1 - C_{10} alkyl group, a C_1 - C_{10} alkoxy group, a phenyl group, a biphenyl group, and a terphenyl group;

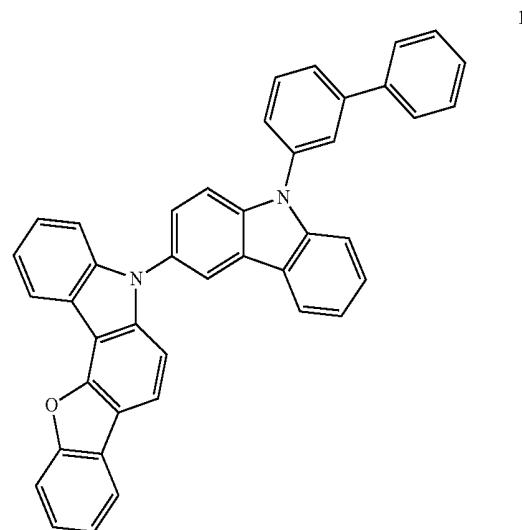
a C_1 - C_{10} alkyl group and a C_1 - C_{10} alkoxy group, each substituted with at least one deuterium; and

a phenyl group, a biphenyl group, and a terphenyl group, each substituted with at least one selected from deuterium, a C_1 - C_{20} alkyl group, a C_1 - C_{20} alkoxy group, a phenyl group, a biphenyl group, and a terphenyl group.

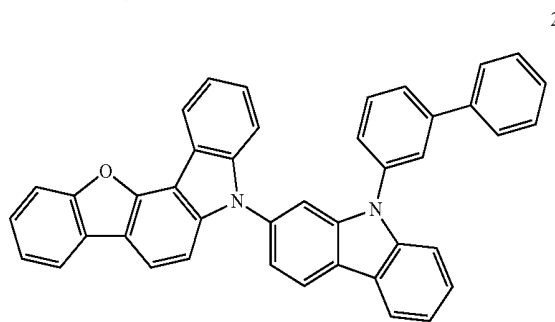
11. The condensed cyclic compound of claim 1, wherein the condensed cyclic compound has an absolute value of a highest occupied molecular orbital in a range of about 5.0 electron volts to about 5.3 electron volts.

12. The condensed cyclic compound of claim 1, wherein the condensed cyclic compound has a triplet energy level of about 2.8 electron volts or more.

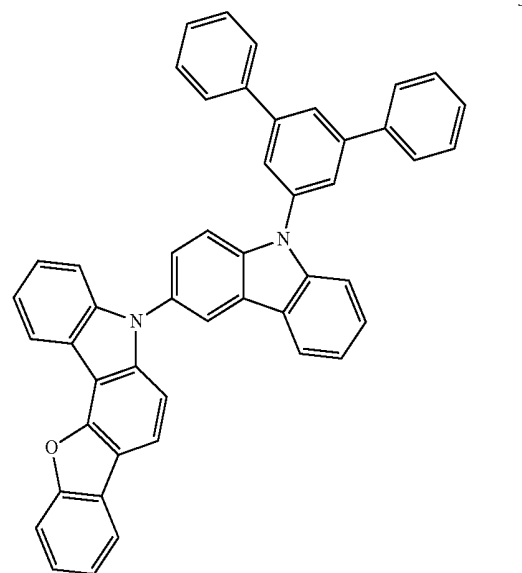
13. The condensed cyclic compound of claim 1, wherein the condensed cyclic compound is one selected from Compounds 1 to 11:



1

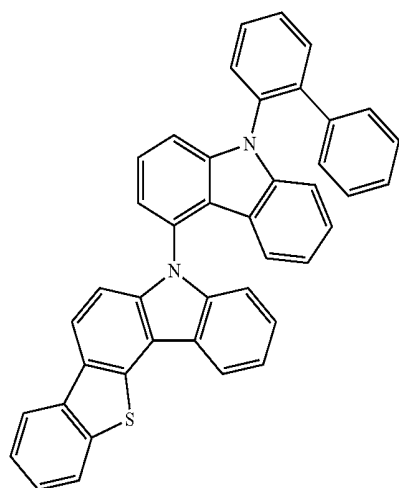
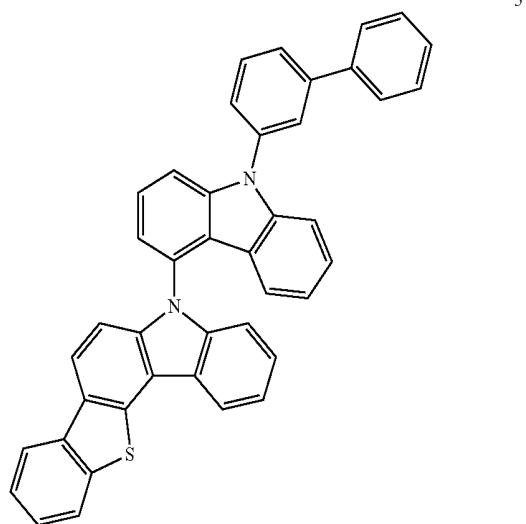
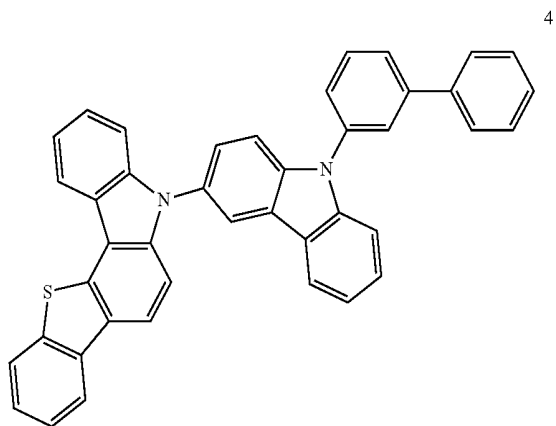


2

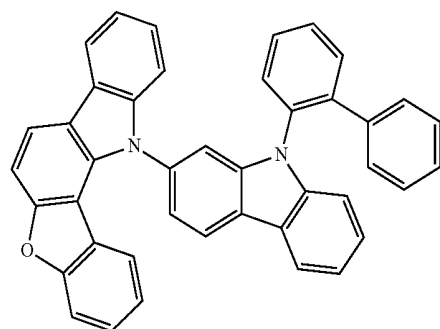
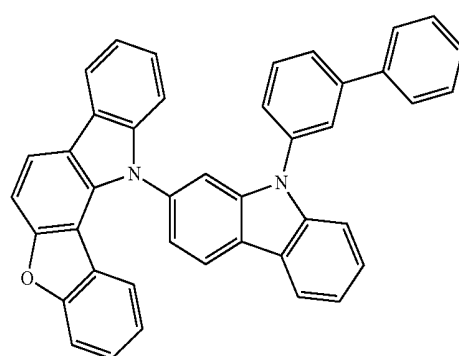
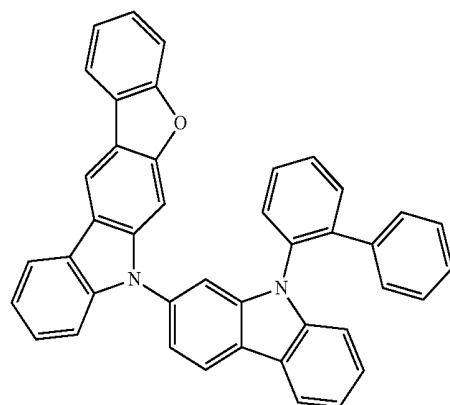
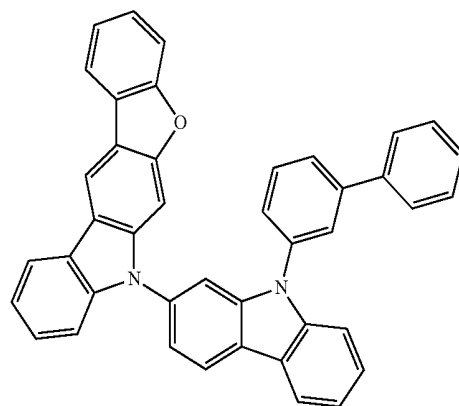


3

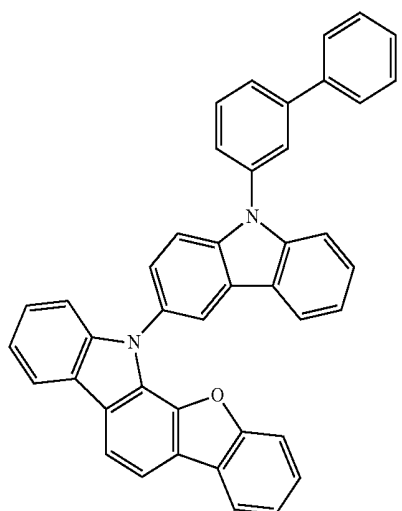
-continued



-continued



-continued



11

14. An organic light-emitting device comprising:

a first electrode;

a second electrode; and

an organic layer disposed between the first electrode and the second electrode, wherein the organic layer comprises an emission layer, and

wherein the organic layer comprises at least one condensed cyclic compound represented by Formula 1 of claim 1.

15. The organic light-emitting device of claim 14, wherein

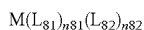
the first electrode is an anode,

the second electrode is a cathode, and

the organic layer comprises a hole transport region disposed between the first electrode and the emission layer, and an electron transport region disposed between the emission layer and the second electrode,

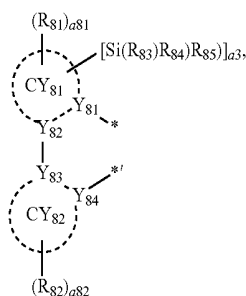
wherein the hole transport region comprises a hole injection layer, a hole transport layer, an electron blocking layer, or a combination thereof, and

wherein the electron transport region comprises a hole blocking layer, an electron transport layer, an electron injection layer, or a combination thereof.

16. The organic light-emitting device of claim 14, wherein the emission layer comprises the condensed cyclic compound represented by Formula 1.**17.** The organic light-emitting device of claim 16, wherein the emission layer further comprises a phosphorescent dopant, wherein the phosphorescent dopant comprises an organometallic compound represented by Formula 81:

Formula 81

Formula 81A



wherein, in Formulae 81 and 81A,

M is selected from iridium (Ir), platinum (Pt), osmium (Os), titanium (Ti), zirconium (Zr), hafnium (Hf), europium (Eu), terbium (Tb), thulium (Tm), and rhodium (Rh),

 L_{81} is a ligand represented by Formula 81A, wherein $n81$ is an integer selected from 1 to 3, and when $n81$ is two or more, two or more groups L_{81} are identical to or different from each other, L_{82} is an organic ligand, wherein $n82$ is an integer selected from 0 to 4, and when $n82$ is two or more, two or more groups L_{82} are identical to or different from each other, Y_{81} to Y_{84} are each independently C or N, Y_{81} and Y_{82} are linked to each other via a single bond or a double bond, and Y_{83} and Y_{84} are linked to each other via a single bond or a double bond, CY_{81} and CY_{82} are each independently selected from a C_5 - C_{30} carbocyclic group and a C_1 - C_{30} heterocarbocyclic group, CY_{81} and CY_{82} are optionally further linked to each other via an organic linking group, R_{81} to R_{85} are each independently selected from hydrogen, deuterium, —F, —Cl, —Br, —I, a hydroxyl group, a cyano group, a nitro group, an amino group, an amidino group, a hydrazine group, a hydrazone group, a carboxylic acid group or a salt thereof, a sulfonic acid group or a salt thereof, a phosphoric acid group or a salt thereof, —SF₅, a substituted or unsubstituted C_1 - C_{60} alkyl group, a substituted or unsubstituted C_2 - C_{60} alkenyl group, a substituted or unsubstituted C_2 - C_{60} alkynyl group, a substituted or unsubstituted C_1 - C_{60} alkoxy group, a substituted or unsubstituted C_3 - C_{10} cycloalkyl group, a substituted or unsubstituted C_1 - C_{10} heterocycloalkyl group, a substituted or unsubstituted C_3 - C_{10} cycloalkenyl group, a substituted or unsubstituted C_1 - C_{10} heterocycloalkenyl group, a substituted or unsubstituted C_6 - C_{60} aryl group, a substituted or unsubstituted C_6 - C_{60} aryloxy group, a substituted or unsubstituted C_6 - C_{60} arylthio group, a substituted or unsubstituted C_1 - C_{60} heteroaryl group, a substituted or unsubstituted monovalent non-aromatic condensed polycyclic group, a substituted or unsubstituted monovalent non-aromatic condensed heteropolycyclic group, —Si(Q_{81})(Q_{82})(Q_{83}), —N(Q_{84})(Q_{85}), —B(Q_{86})(Q_{87}), and —P(=O)(Q_{88})(Q_{89}), $a81$ to $a83$ are each independently an integer selected from 0 to 5, wherein, when $a81$ is two or more, two or more groups R_{81} are identical to or different from each other, when $a82$ is two or more, two or more groups R_{82}

are identical to or different from each other, when a81 is two or more, two or more neighboring groups R₈₁ are optionally linked to each other to form a saturated or unsaturated ring, and when a82 is two or more, two or more groups R₈₂ are optionally linked to each other to form a saturated or unsaturated ring,

* and *' in Formula 81A each indicate a binding site to M of Formula 81,

at least one substituent selected from the substituted C₁-C₆₀ alkyl group, the substituted C₂-C₆₀ alkenyl group, the substituted C₂-C₆₀ alkynyl group, the substituted C₁-C₆₀ alkoxy group, the substituted C₃-C₁₀ cycloalkyl group, the substituted C₁-C₁₀ heterocycloalkyl group, the substituted C₃-C₁₀ cycloalkenyl group, the substituted C₁-C₁₀ heterocycloalkenyl group, the substituted C₆-C₆₀ aryl group, the substituted C₆-C₆₀ aryloxy group, the substituted C₆-C₆₀ arylthio group, the substituted C₁-C₆₀ heteroaryl group, the substituted monovalent non-aromatic condensed polycyclic group, and the substituted monovalent non-aromatic condensed heteropolycyclic group is selected from deuterium, —F, —Cl, —Br, —I, a hydroxyl group, a cyano group, a nitro group, an amino group, an amidino group, a hydrazine group, a hydrazone group, a carboxylic acid group or a salt thereof, a sulfonic acid group or a salt thereof, a phosphoric acid group or a salt thereof, a C₁-C₆₀ alkyl group, a C₂-C₆₀ alkenyl group, a C₂-C₆₀ alkynyl group, a C₁-C₆₀ alkoxy group, a

C₃-C₁₀ cycloalkyl group, a C₁-C₁₀ heterocycloalkyl group, a C₃-C₁₀ cycloalkenyl group, a C₁-C₁₀ heterocycloalkenyl group, a C₆-C₆₀ aryl group, a C₆-C₆₀ aryloxy group, a C₆-C₆₀ arylthio group, a C₁-C₆₀ heteroaryl group, a monovalent non-aromatic condensed polycyclic group, a monovalent non-aromatic condensed heteropolycyclic group, and —Si(Q₉₁)(Q₉₂)(Q₉₃), and

Q₈₁ to Q₈₉ and Q₉₁ to Q₉₃ are each independently selected from hydrogen, deuterium, a C₁-C₆₀ alkyl group, a C₁-C₆₀ alkoxy group, a C₃-C₁₀ cycloalkyl group, a C₁-C₁₀ heterocycloalkyl group, a C₃-C₁₀ cycloalkenyl group, a C₁-C₁₀ heterocycloalkenyl group, a C₆-C₆₀ aryl group, a C₁-C₆₀ heteroaryl group, a monovalent non-aromatic condensed polycyclic group, and a monovalent non-aromatic condensed heteropolycyclic group.

18. The organic light-emitting device of claim 17, wherein, in Formula 81A, at least one selected from R₈₁ in the number of a81 and R₈₂ in the number of a82 is a cyano group or deuterium.

19. The organic light-emitting device of claim 16, wherein the emission layer emits blue light.

20. The organic light-emitting device of claim 15, wherein the hole transport region comprises an electron blocking layer comprising the condensed cyclic compound of Formula 1.

* * * * *

专利名称(译)	缩合环状化合物和包括其的有机发光器件		
公开(公告)号	US20170352819A1	公开(公告)日	2017-12-07
申请号	US15/585829	申请日	2017-05-03
[标]申请(专利权)人(译)	三星电子株式会社		
申请(专利权)人(译)	SAMSUNG ELECTRONICS CO. , LTD. 三星SDI CO. , LTD.		
当前申请(专利权)人(译)	SAMSUNG ELECTRONICS CO. , LTD. 三星SDI CO. , LTD.		
[标]发明人	SON JHUNMO CHAE MIYOUNG HUH DALHO KWON EUNSUK KIM SANGMO KIM HYUNJUNG SON YOUNGMOK LEE NAMHEON LEE SAEYOUN JEON SOONOK CHUNG YEONSOOK JUNG YONGSIK		
发明人	SON, JHUNMO CHAE, MIYOUNG HUH, DALHO KWON, EUNSUK KIM, SANGMO KIM, HYUNJUNG SON, YOUNGMOK LEE, NAMHEON LEE, SAEYOUN JEON, SOONOK CHUNG, YEONSOOK JUNG, YONGSIK		
IPC分类号	H01L51/00 C09K11/06 C07D491/048 C07D495/04 C09K11/02 H01L51/50		
CPC分类号	H01L51/0072 H01L2251/552 H01L51/0085 C09K11/025 C07D491/048 H01L51/0071 C07D495/04 H01L51/5056 H01L51/5072 H01L51/5096 H01L51/5092 H01L51/5088 H01L51/5016 C09K2211/1007 C09K2211/1044 C09K2211/185 C09K11/06 H01L51/0059 H01L51/006 H01L51/0061 H01L51/0087 H01L51/0088		
优先权	1020160068841 2016-06-02 KR		
其他公开文献	US10580997		
外部链接	Espacenet USPTO		

摘要(译)

由式1表示的稠合环状化合物：其中在式1中，a1，a2，Ar1，Ar2，R1和R2是与说明书中描述的相同。

